

MAY 2026

---



WORKWALL

**ARKUS**

SPECIFICATION GUIDE

 MADE IN THE UK



# General Specifications

## Summary

Arkus Workwall is a simple, versatile and economical modular wall framework system designed to transform any space. Developed in collaboration with specifiers, Arkus Workwall's subframe construction enables straightforward installation, cable management and the ability to make future updates.

Highly customisable with interchangeable panels, shelving, storage and accessories, Arkus Workwall integrates with the Arkus MFC storage collection and KI's desking systems such as Work2.1 sit-stand, allowing spaces to be reconfigured easily as teams, technology and layouts change. From executive suites to hubs for creativity and collaboration, it provides a straightforward, adaptable foundation that enables specifiers and designers to shape environments with ease.

## Key Facts

- Designed & manufactured in the UK
- Simple, adaptable subframe system enables easy installation.
- Panels clip on and off for straightforward assembly, cable management, updates and maintenance.
- Adjustable framework accommodates wall variations, including skirting details.
- Void behind panels provides acoustic benefits and can be filled for enhanced sound reduction.
- Simple, uncluttered construction, easy to assemble & reconfigure
- Screen heights align with KI's other screens, storage, breakout standards

## Configurations available:

- Two horizontal split panels. Floor to 715mm and 715mm to top
- Three horizontal split panels. Floor to 715mm, 715mm to 1725mm & 1725mm to top.

## Structure

- Accessories include shelves, open boxes, lighting and storage.
- Compatible with Arkus MFC storage collection.
- Integrates with Work2.1 sit-stand for workstation or executive-suite applications, with clad leg design option for clean, visual continuity.

## Materials and Surfaces

- 18mm panels with Fabric, MFC, whiteboard and back painted glass options.
- 740mm height fixed worktops available in all KI standard finishes
- Laminate & Fenix options available upon request.

## Lead Time

6 weeks

## Warranty


Workwall frame & panels – 5 years

Lighting - 1 year

Worktops – 5 years

Screen fabric – Fabric manufacturer's warranty

Please refer to for [www.kieurope.com/storage/arkus-workwall/](http://www.kieurope.com/storage/arkus-workwall/) product finishes.



# Workwall - two sections

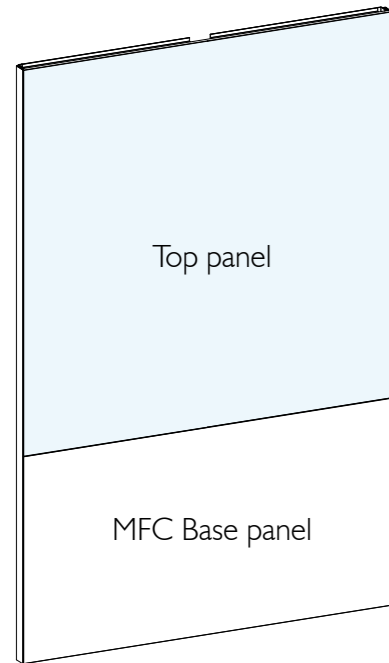
# Workwall - three sections

Workwall split into **two** horizontal sections. Excludes end trims, these can be specified per panel or per total configuration.

MFC base panel from floor to 715mm high, overall height 2120mm. Top panel - Band A fabric , MFC or Back Painted Glass.

Other panel configurations and finishes & acoustic lining available, contact your Sales Manager.

For finishes refer to [www.kieurope.com/storage/arkus-workwall/](http://www.kieurope.com/storage/arkus-workwall/)



Width	Top Panel	Product Code
800mm	Fabric	ARK\WW/800/2P/FAB/A
	MFC	ARK\WW/800/2P/MFC
	Back Painted Glass	ARK\WW/800/2P/BPG
1000mm	Fabric	ARK\WW/1000/2P/FAB/A
	MFC	ARK\WW/1000/2P/MFC
	Back Painted Glass	ARK\WW/1000/2P/BPG
1200mm	Fabric	ARK\WW/1200/2P/FAB/A
	MFC	ARK\WW/1200/2P/MFC
	Back Painted Glass	ARK\WW/1200/2P/BPG
1400mm	Fabric	ARK\WW/1400/2P/FAB/A
	MFC	ARK\WW/1400/2P/MFC
	Back Painted Glass	ARK\WW/1400/2P/BPG
1600mm	Fabric	ARK\WW/1600/2P/FAB/A
	MFC	ARK\WW/1600/2P/MFC
	Back Painted Glass	ARK\WW/1600/2P/BPG
1800mm	Fabric	ARK\WW/1800/2P/FAB/A
	MFC	ARK\WW/1800/2P/MFC
	Back Painted Glass	ARK\WW/1800/2P/BPG
2000mm	Fabric	ARK\WW/2000/2P/FAB/A
	MFC	ARK\WW/2000/2P/MFC
	Back Painted Glass	ARK\WW/2000/2P/BPG

Description	Product Code
End Trim Panels (pair)	ARK\WW/2120/ET

Workwall split into **three** horizontal sections. Excludes end trims, these can be specified per panel or per total configuration.

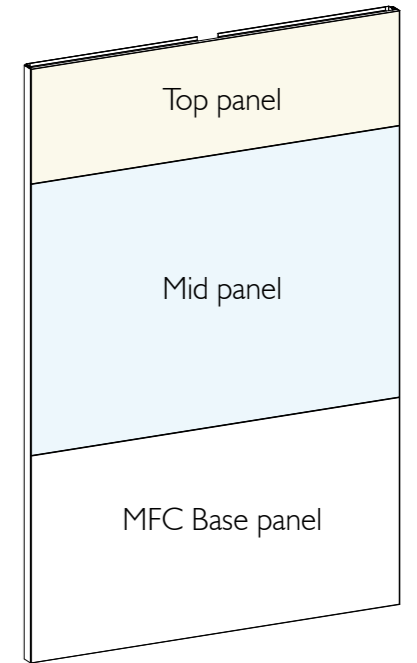
MFC base panel from floor to 715mm high, mid panel 715mm to 1720mm, overall height 2120mm. Mid panel - Band A fabric , MFC or Back Painted Glass. Top panel - Band A fabric.

Other panel configurations and finishes & acoustic lining available, contact your Sales Manager.

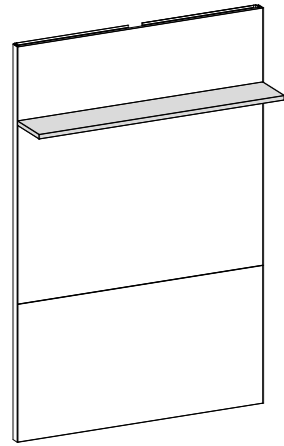
For finishes refer to [www.kieurope.com/storage/arkus-workwall/](http://www.kieurope.com/storage/arkus-workwall/)

Width	Mid Panel	Product Code
800mm	Fabric	ARK\WW/800/3P/FAB/A
	MFC	ARK\WW/800/3P/MFC
	Back Painted Glass	ARK\WW/800/3P/BPG
1000mm	Fabric	ARK\WW/1000/3P/FAB/A
	MFC	ARK\WW/1000/3P/MFC
	Back Painted Glass	ARK\WW/1000/3P/BPG
1200mm	Fabric	ARK\WW/1200/3P/FAB/A
	MFC	ARK\WW/1200/3P/MFC
	Back Painted Glass	ARK\WW/1200/3P/BPG
1400mm	Fabric	ARK\WW/1400/3P/FAB/A
	MFC	ARK\WW/1400/3P/MFC
	Back Painted Glass	ARK\WW/1400/3P/BPG
1600mm	Fabric	ARK\WW/1600/3P/FAB/A
	MFC	ARK\WW/1600/3P/MFC
	Back Painted Glass	ARK\WW/1600/3P/BPG
1800mm	Fabric	ARK\WW/1800/3P/FAB/A
	MFC	ARK\WW/1800/3P/MFC
	Back Painted Glass	ARK\WW/1800/3P/BPG
2000mm	Fabric	ARK\WW/2000/3P/FAB/A
	MFC	ARK\WW/2000/3P/MFC
	Back Painted Glass	ARK\WW/2000/3P/BPG

Description	Product Code
End Trim Panels (pair)	ARK\WW/2120/ET



## Workwall shelf



25mm MFC shelf, 300mm deep at 1720mm height. For use with three section workwalls on page 5.

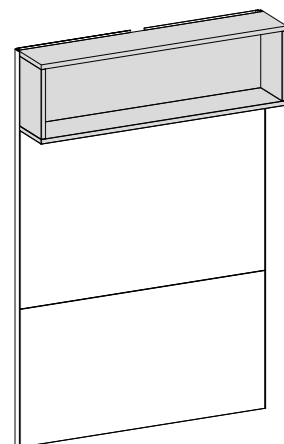
For finishes refer to [www.kieurope.com/storage/arkus-workwall/](http://www.kieurope.com/storage/arkus-workwall/)

Width	Product Code
800mm	ARK/MW/800/SHELF
1000mm	ARK/MW/1000/SHELF
1200mm	ARK/MW/1200/SHELF
1400mm	ARK/MW/1400/SHELF
1600mm	ARK/MW/1600/SHELF
1800mm	ARK/MW/1800/SHELF
2000mm	ARK/MW/2000/SHELF

### Shelf Mounted LED Light

Colour	Product Code
Black	ARK/MW/LED/B
White	ARK/MW/LED/W

## Workwall open box



25mm MFC open display boxshelf, 300mm deep x 425mm high at 1720mm height. For use with three section workwalls on page 5.


For finishes refer to [www.kieurope.com/storage/arkus-workwall/](http://www.kieurope.com/storage/arkus-workwall/)

Width	Product Code
800mm	ARK/MW/800/BOX
1000mm	ARK/MW/1000/BOX
1200mm	ARK/MW/1200/BOX
1400mm	ARK/MW/1400/BOX
1600mm	ARK/MW/1600/BOX
1800mm	ARK/MW/1800/BOX
2000mm	ARK/MW/2000/BOX

### Box Mounted LED Light

Colour	Product Code
Black	ARK/MW/LED/B
White	ARK/MW/LED/W

## Storage cabinets



Complementary storage units. For full range of storage refer to the [Arkus Storage Specification Guide](#)

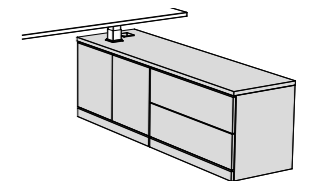
For finishes refer to [www.kieurope.com/storage/arkus-workwall/](http://www.kieurope.com/storage/arkus-workwall/)

Description	Product Code	Dims
Single door tall storage. Includes coat rail & shelf	ARK/KIWWC/21250	500mm W 500mm D 2120mm H


## Desks

Complementary MFC storage units and cladding options for Work2.1 Sit-Stand desks. For full details of desk options refer to the [Work2.1 Core Sit Stand Specification Guide](#)

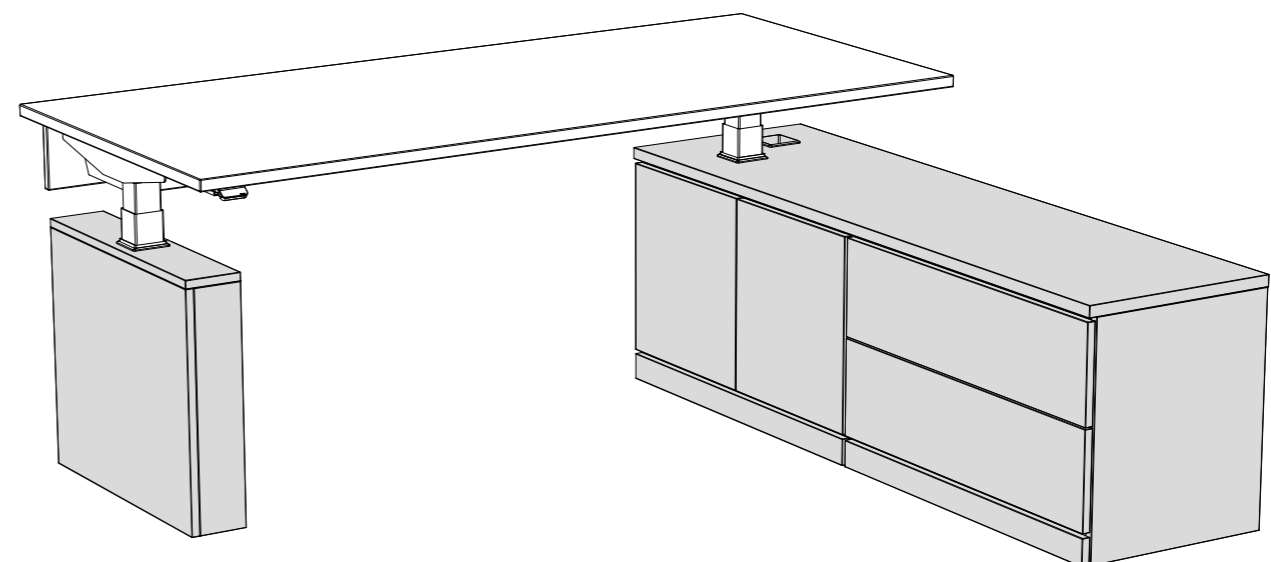
Description	Product Code	Dims
Work2.1 Sit-stand integrated under desk credenza (left or right hand)	ARK/WK21/JDC/LH ARK/WK21/JDC/RH	1600mm W 520mm H 440mm D



Cladding box for Work2.1 Sit-Stand 800mm end leg	ARK/W21/ELBOX/08	1200mm W 600mm D 525mm H
--	------------------	--------------------------------



Sit-stand desk 1800mm wide as illustrated



KI products are designed and manufactured to withstand the tough demands of work environments. Care and regular light cleaning will keep the furniture looking its best for many years.

## IMPORTANT CARE & SAFETY INFORMATION

- Melamine/MFMDf and other decorative worksurfaces will naturally wear over time resulting in shiny patches, particularly parts that are regularly used for mouse control and where the worksurface comes into contact with clothes, skin etc.
- **Always use mouse mats to minimise the long-term effects of continuous contact and movement within the same area of the top.**
- Once the workstations/tables have been assembled, sited and wired they should not be moved
- Never attempt to drag them across the floor, which will stress and strain the end legs
- Avoid placing your furniture in direct sunlight, as sunlight causes fading
- Mats and coasters must be used as they offer the best protection from scratches, hot liquid and water marks
- Heavy office equipment such as printers should be placed on protective pads to avoid scratches to the worksurface
- Never drag heavy equipment across a worktop as this will damage the worksurface
- Do not immerse any part of the workstations/tables in water or any liquid
- Check all cords (power, control keypad, etc.) every 6 months to make sure there are no kinked, pinched or frayed wires



Should any items of furniture require repair, please contact KI (UK) Ltd for further information.

The guide below is intended to help where furniture has become marked or stained. Please check for colour fading in a discreet area when using any detergents or chemicals. Always follow the manufacturer of the cleaning products' instructions before use.

## GENERAL CARE

Proper care and careful use are the best methods of maintaining the appearance and finish of any product. Any desk or table worksurface is vulnerable to scratching and damage.

Your workstations/tables metal understructure is finished with durable powder-coated paint. Worktops are generally Melamine Faced Chipboard (MFC) or Melamine Faced Medium Density Fibreboard (MFMDf) (laminated).

Other worktop finishes e.g. Lino or Fenix NTM® should be cleaned according to the manufacturer's instructions.

Apart from regular cleaning, KI workstations are considered to be maintenance free however the following should be observed during a bench's lifetime:

## FRAMEWORK

- Where cleaning of the frame is required, a mild detergent solution should be used
- Harsh abrasives, acids, alkalis or bleaching products should not be used
- Touch-up paint in all standard KI colours is available to repair minor chips and scratches. Follow the instructions on the packaging to ensure the best results.

## CARE OF SOLID OAK LEGS (WHERE APPLICABLE)

No care should be required; however the following can be followed:

- Polish occasionally using a soft clean duster
- Avoid locating your furniture in extremes of temperature or humidity as these may adversely affect the wood and the construction of your furniture

1/2

## MFC/ MFMDf WORKTOPS

- Melamine faced worksurfaces will naturally wear over time, particularly parts that are regularly rubbed. Utilizing a mouse mat will protect against this natural wear and tear.
- Work tops are easy to maintain, simply use a damp cloth and a mild detergent or non-abrasive cleaner to keep the surface clean and hygienic
- Potential stains should be removed immediately (the use of abrasive cleaners should always be avoided)
- Use an all-purpose cleaner to remove ink stains, crayon and water-based paint marks
- Use thinners to remove oil-based paint stains (pour onto a soft cloth, not directly on the surface) - avoid contact with the worktop edging, as this will cause damage
- Never use excessive water to clean work surfaces. Wetness or excessive moisture can cause laminate worktops to swell, warp or appear to grow in thickness

## SCREENS (WHERE APPLICABLE)

A variety of privacy and divider screens are made of an aluminium frame and fabric or fabric covered board, some styles have a powder coated frame in matching or accent colours. The same regime applies for screens frames as it does for the rest of the bench frame. For screen fabrics please refer to the specific fabric manufacturer's website for cleaning and maintenance details. Here is some general advice:

- Fabrics can be regularly vacuumed to prevent build-up of dust and dirt on the fabric surface
- Get to spills and potential stains quickly. Mop up the excess liquid using kitchen roll or a damp cloth. Then clean using a branded upholstery shampoo, detergent or hand wash according to the fabric manufacturer's instructions
- Wipe down acrylic blade screens with a soft, damp cloth and a mild detergent or non-abrasive cleaner to keep the surface clean and hygienic



## WORK WALL ARKUS

### About KI

KI's furniture helps the world's leading organisations create happy, healthy, high performing working and learning environments. Bringing together good design, advanced engineering and sustainable resources, KI's products are durable, flexible and offer excellent value.

Founded in 1941, KI has grown to become one of the world's largest, most respected furniture manufacturing groups. KI's EMEA headquarters and showroom in Central London is supported by an established network of manufacturing facilities and distribution partners across the UK, Europe and the Middle East.

### KI (UK) Ltd

91 Goswell Road  
London  
EC1V 7EX  
Tel: +44 (0)20 7404 7441  
workplace@kieurope.com  
www.kieurope.com

*KI and Furnishing Knowledge are registered trademarks of Krueger International Inc*

