

FEBRUARY 2026



SIT STAND COLLECTION

TRIM

SPECIFICATION GUIDE



Made in UK



Overview
Trim is a cost effective sit-stand desk designed to support wellbeing by making movement at work accessible to everyone. By encouraging regular changes in posture throughout the day, Trim helps reduce the risks associated with prolonged sitting and supports healthier, more ergonomic work habits.

Its straightforward height adjustable design focuses on the essential benefits of sit-stand working, enabling users to move naturally between sitting and standing as part of their daily routine.

With a deliberately simple and standardised statement of line, Trim provides a clear, reliable solution for value-led environments. It delivers wellbeing benefits while seamlessly complementing the more flexible, design led sit-stand systems within the KI portfolio.

- Worktops**
Back-to-back (bench) and single desks are available with 25mm thick MFC worktops. The standard module widths are 1000mm, 1200mm, 1400mm, 1500mm & 1600mm. The worktops are shorter by 25mm each side to create safety gaps between them.
- Fixed tops
 - Single desk standard depths 615mm, 700mm & 800mm
 - Back-to-back (bench) standard depth 1230mm, 1400mm & 1600mm.

- Screens - Benches & Desks**
- A Series Screen - 25mm thick fully upholstered fabric covered panels with aerodynamic frameless edge.
 - E Series Screen - 25mm fully upholstered fabric covered screen with matching fabric trim.


- IT Integration & Cable Management**
- Shared lower cable tray with open top access
 - Integrated magnetic cable cover within the upper frame
 - Optional additional drop-down upper cable tray
 - Cable chain to connect lower and upper trays
 - Nylon sock accessory for floor grommet to lower tray
 - Desk mounted power/data options, can be fitted to worksurface
 - Scallop, grommet & other worktop cable management options available

For finish options refer to www.kieurope.com/trim

- Warranty Information**
- 15 years on understructure
 - 3 years on actuators
 - 5 years on standard MFC or MDF worktops

Due to the height restriction when the desk is set at it lowest position, the pedestals below are recommended for use with Trim Sit Stand range. If using a seat pad please check with your Sales Manager.

Description	Product Code	Dimensions
Mobile, A4 width, low height. 1 x box drawer 1 x filing drawer Plastic pen tray	94000-U8	415mm (w) 481mm (h) 555mm (d)
Mobile, narrow width, low height. 1 x box drawer 1 x filing drawer Plastic pen tray	94060-U8	315mm (w) 481mm (h) 555mm (d)



Prefigured single desks



How to order:
1. Select prefigured build required.
Includes actuators, foot pack, upper beam, standard memory panel & MFC worktop. Upper beam includes magnetic cable cover panel.
2. For optional extras (upper cable tray and accessories) refer to pages 10-11.
3. For screens and fixings see pages 12-13.

For finish options refer to www.kieurope.com/trim

Wifth	Depth	Product Code
1000mm	615mm	TRM/SS/NCT/0610/1/1
	700mm	TRM/SS/NCT/0710/1/1
	800mm	TRM/SS/NCT/0810/1/1
1200mm	615mm	TRM/SS/NCT/0612/1/1
	700mm	TRM/SS/NCT/0712/1/1
	800mm	TRM/SS/NCT/0812/1/1
1400mm	615mm	TRM/SS/NCT/0614/1/1
	700mm	TRM/SS/NCT/0714/1/1
	800mm	TRM/SS/NCT/0814/1/1
1500mm	615mm	TRM/SS/NCT/0615/1/1
	700mm	TRM/SS/NCT/0715/1/1
	800mm	TRM/SS/NCT/0815/1/1
1600mm	615mm	TRM/SS/NCT/0616/1/1
	700mm	TRM/SS/NCT/0716/1/1
	800mm	TRM/SS/NCT/0816/1/1






Prefigured double row benches - 1000mm sections

How to order:
1. Select prefigured build required.
Includes actuators, leg frames, upper beams, standard memory panels, lower cable tray, cable chains & MFC worktops. Upper beams include magnetic cable cover panel.
2. For optional extras (upper cable tray and accessories) refer to pages 10-11.
3. For screens and fixings see pages 12-13.

For finish options refer to www.kieurope.com/trim

Description	Depth	Product Code
Two person bench 1000mm wide	1230mm	TRM/SS/CT/1210/1/2
	1400mm	TRM/SS/CT/1410/1/2
	1600mm	TRM/SS/CT/1610/1/2
Four person bench 2000mm wide	1230mm	TRM/SS/CT/1220/2/4
	1400mm	TRM/SS/CT/1420/2/4
	1600mm	TRM/SS/CT/1620/2/4
Six person bench 3000mm wide	1230mm	TRM/SS/CT/1230/3/6
	1400mm	TRM/SS/CT/1430/3/6
	1600mm	TRM/SS/CT/1630/3/6
Eight person bench 4000mm wide	1230mm	TRM/SS/CT/1240/4/8
	1400mm	TRM/SS/CT/1440/4/8
	1600mm	TRM/SS/CT/1640/4/8
Ten person bench 5000mm wide	1230mm	TRM/SS/CT/1250/5/10
	1400mm	TRM/SS/CT/1450/5/10
	1600mm	TRM/SS/CT/1650/5/10



Prefigured double row benches - I 200mm sections



How to order:
1. Select prefigured build required.
Includes actuators, leg frames, upper beams, standard memory panels, lower cable tray, cable chains & MFC worktops. Upper beams include magnetic cable cover panel.
2. For optional extras (upper cable tray and accessories) refer to pages 10-11.
3. For screens and fixings see pages 12-13.

For finish options refer to www.kieurope.com/trim

Description	Depth	Product Code
	I 230mm	TRM/SS/CT/I 2 I 2 I 1/2
	I 400mm	TRM/SS/CT/I 4 I 2 I 1/2
	I 600mm	TRM/SS/CT/I 6 I 2 I 1/2
	I 230mm	TRM/SS/CT/I 2 2 4/2/4
	I 400mm	TRM/SS/CT/I 4 2 4/2/4
	I 600mm	TRM/SS/CT/I 6 2 4/2/4
	I 230mm	TRM/SS/CT/I 2 3 6/3/6
	I 400mm	TRM/SS/CT/I 4 3 6/3/6
	I 600mm	TRM/SS/CT/I 6 3 6/3/6
	I 230mm	TRM/SS/CT/I 2 4 8/4/8
	I 400mm	TRM/SS/CT/I 4 4 8/4/8
	I 600mm	TRM/SS/CT/I 6 4 8/4/8
	I 230mm	TRM/SS/CT/I 2 6 0/5/10
	I 400mm	TRM/SS/CT/I 4 6 0/5/10
	I 600mm	TRM/SS/CT/I 6 6 0/5/10

Prefigured double row benches - I 400mm sections



How to order:
1. Select prefigured build required.
Includes actuators, leg frames, upper beams, standard memory panels, lower cable tray, cable chains & MFC worktops. Upper beams include magnetic cable cover panel.
2. For optional extras (upper cable tray and accessories) refer to pages 10-11.
3. For screens and fixings see pages 12-13.

For finish options refer to www.kieurope.com/trim

Description	Depth	Product Code
	I 230mm	TRM/SS/CT/I 2 I 4 I 1/2
	I 400mm	TRM/SS/CT/I 4 I 4 I 1/2
	I 600mm	TRM/SS/CT/I 6 I 4 I 1/2
	I 230mm	TRM/SS/CT/I 2 2 8/2/4
	I 400mm	TRM/SS/CT/I 4 2 8/2/4
	I 600mm	TRM/SS/CT/I 6 2 8/2/4
	I 230mm	TRM/SS/CT/I 2 4 2/3/6
	I 400mm	TRM/SS/CT/I 4 4 2/3/6
	I 600mm	TRM/SS/CT/I 6 4 2/3/6
	I 230mm	TRM/SS/CT/I 2 5 6/4/8
	I 400mm	TRM/SS/CT/I 4 5 6/4/8
	I 600mm	TRM/SS/CT/I 6 5 6/4/8
	I 230mm	TRM/SS/CT/I 2 7 0/5/10
	I 400mm	TRM/SS/CT/I 4 7 0/5/10
	I 600mm	TRM/SS/CT/I 6 7 0/5/10

Prefigured double row benches - 1500mm sections



How to order:




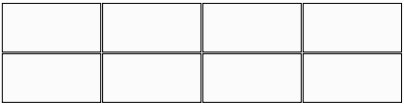
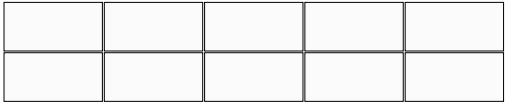
1. Select prefigured build required.

Includes actuators, leg frames, upper beams, standard memory panels, lower cable tray, cable chains & MFC worktops. Upper beams include magnetic cable cover panel.

2. For optional extras (upper cable tray and accessories) refer to pages 10-11.

3. For screens and fixings see pages 12-13.

For finish options refer to www.kieurope.com/trim

Description	Depth	Product Code
	1230mm	TRM/SS/CT/1215/1/2
	1400mm	TRM/SS/CT/1415/1/2
	1600mm	TRM/SS/CT/1615/1/2
	1230mm	TRM/SS/CT/1230/2/4
	1400mm	TRM/SS/CT/1430/2/4
	1600mm	TRM/SS/CT/1630/2/4
	1230mm	TRM/SS/CT/1245/3/6
	1400mm	TRM/SS/CT/1445/3/6
	1600mm	TRM/SS/CT/1645/3/6
	1230mm	TRM/SS/CT/1260/4/8
	1400mm	TRM/SS/CT/1460/4/8
	1600mm	TRM/SS/CT/1660/4/8
	1230mm	TRM/SS/CT/1275/5/10
	1400mm	TRM/SS/CT/1475/5/10
	1600mm	TRM/SS/CT/1675/5/10

Prefigured double row benches - 1600mm sections



How to order:

1. Select prefigured build required.

Includes actuators, leg frames, upper beams, standard memory panels, lower cable tray, cable chains & MFC worktops. Upper beams include magnetic cable cover panel.

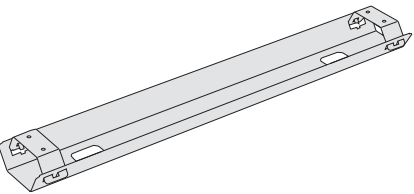
2. For optional extras (upper cable tray and accessories) refer to pages 10-11.

3. For screens and fixings see pages 12-13.

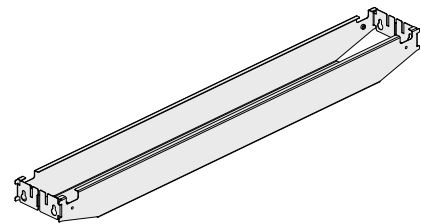
For finish options refer to www.kieurope.com/trim

Description	Depth	Product Code
	1230mm	TRM/SS/CT/1216/1/2
	1400mm	TRM/SS/CT/1416/1/2
	1600mm	TRM/SS/CT/1616/1/2
	1230mm	TRM/SS/CT/1232/2/4
	1400mm	TRM/SS/CT/1432/2/4
	1600mm	TRM/SS/CT/1632/2/4
	1230mm	TRM/SS/CT/1248/3/6
	1400mm	TRM/SS/CT/1448/3/6
	1600mm	TRM/SS/CT/1648/3/6
	1230mm	TRM/SS/CT/1264/4/8
	1400mm	TRM/SS/CT/1464/4/8
	1600mm	TRM/SS/CT/1664/4/8
	1230mm	TRM/SS/CT/1280/5/10
	1400mm	TRM/SS/CT/1480/5/10
	1600mm	TRM/SS/CT/1680/5/10

Bench & desk accessories

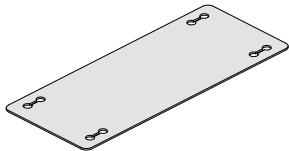


Description	Desk Width	Product Code
Drop-down upper cable tray Includes brackets	1000-1200mm	CN3/SS/EDLT/CT/05
	1400-1500mm	CN3/SS/EDLT/CT/10
	1600mm	CN3/SS/EDLT/CT/12-18



Description	Desk Width	Product Code
Open top lower cable tray	1000mm	TRM/SSLT/FLCT/10
	1200mm	TRM/SSLT/FLCT/12
	1400mm	TRM/SSLT/FLCT/14
	1500mm	TRM/SSLT/FLCT/15
	1600mm	TRM/SSLT/FLCT/16

Telescopic version	All sizes	TRM/SSLT/LCT/TELE
--------------------	-----------	-------------------



Description	Product Code
End Leg Linking Plate. For connecting adjacent bench pairs.	TRM/SSLT/BENCH/SBKT

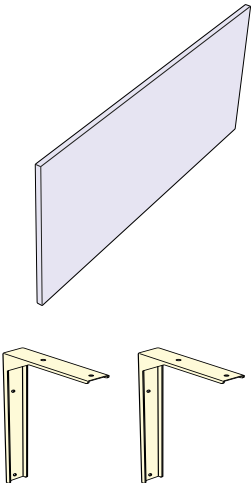


Lower Cable Tray to Desk Cable Chain	WK2/SS/EBLT/CHAIN
Nylon sock for floor grommet to lower cable tray	CABLESOCK800
Cable Riser - Silver finish	WK2/660130
Cable Riser - Black finish	WK2/660132
Cable Riser - White finish	WK2/660133

Modesty panels

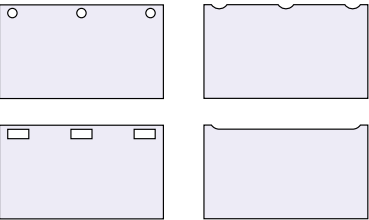
Description	Desk size	Price Code
18mm MFC modesty panel	1000mm	TRM/SS/0310/MOD
	1200mm	TRM/SS/0312/MOD
	1400mm	TRM/SS/0314/MOD
	1500mm	TRM/SS/0315/MOD
	1600mm	TRM/SS/0316/MOD

Modesty panel brackets (pair)	WK2/SBKT/79
Bolt Kit <i>1 kit required per mod panel</i>	8BD/FK/MP



Worktop options

Description	Quantity	Product Code
80mm dia cable grommet & cover	1 grommet	8BD/IG
Scalloped cut-out	1 scallop	8BD/FS
Rectangular cable port hole	1 port	8BD/ICP



Single row desk screens

Double row bench screens

Desk screens are worktop mounted and move up and down with the worktop. Screen sits 355mm above the worktop. For fabric options refer to [Fabric Specification Guide](#)

Desk screens mounted to the bench frame and do not move, overall height 1170mm from the floor. For fabric options refer to [Fabric Specification Guide](#)



A Series

Width	Product Code
-------	--------------

1000mm	A/STRA/1038
1200mm	A/STRA/1238
1400mm	A/STRA/1438
1500mm	A/STRA/1538
1600mm	A/STRA/1638

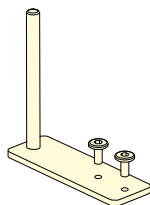
Requires 2No.8BD/SBKT/46 brackets per screen.

Width	Product Code
-------	--------------

1000mm	E/ST/1038
1200mm	E/ST/1238
1400mm	E/ST/1438
1500mm	E/ST/1538
1600mm	E/ST/1638

Requires 2No.8BD/SBKT/46 brackets per screen.

Description	Product Code
Single desk worktop mounted screen bracket (single)	8BD/SBKT/46



A Series

Width	Product Code
-------	--------------

1000mm	A/EB/STRA/1263
1200mm	A/EB/STRA/1463
1400mm	A/EB/STRA/1663
1500mm	A/EB/STRA/1763
1600mm	A/EB/STRA/1863

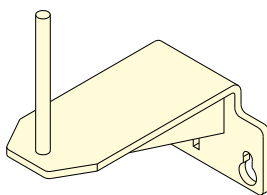
Requires 2No.TRM/SSLT/BENCH/SBKT brackets per screen.

Width	Product Code
-------	--------------

1000mm	E/EB/1263
1200mm	E/EB/1463
1400mm	E/EB/1663
1500mm	E/EB/1763
1600mm	E/EB/1863

Requires 2No.TRM/SSLT/BENCH/SBKT brackets per screen.

Description	Product Code
Bench leg mounted screen bracket (single)	TRM/SSLT/BENCH/SBKT



E Series

KI products are designed and manufactured to withstand the tough demands of work environments. Care and regular light cleaning will keep the furniture looking its best for many years.

IMPORTANT CARE & SAFETY INFORMATION

- Melamine/MFMDf and other decorative worksurfaces will naturally wear over time resulting in shiny patches, particularly parts that are regularly used for mouse control and where the worksurface comes into contact with clothes, skin etc.
- **Always use mouse mats to minimise the long-term effects of continuous contact and movement within the same area of the top.**
- Once the workstations/tables have been assembled, sited and wired they should not be moved
- Never attempt to drag them across the floor, which will stress and strain the end legs
- Avoid placing your furniture in direct sunlight, as sunlight causes fading
- Mats and coasters must be used as they offer the best protection from scratches, hot liquid and water marks
- Heavy office equipment such as printers should be placed on protective pads to avoid scratches to the worksurface
- Never drag heavy equipment across a worktop as this will damage the worksurface
- Do not immerse any part of the workstations/tables in water or any liquid
- Check all cords (power, control keypad, etc.) every 6 months to make sure there are no kinked, pinched or frayed wires



Should any items of furniture require repair, please contact KI (UK) Ltd for further information.

The guide below is intended to help where furniture has become marked or stained. Please check for colour fading in a discreet area when using any detergents or chemicals. Always follow the manufacturer of the cleaning products' instructions before use.

GENERAL CARE

Proper care and careful use are the best methods of maintaining the appearance and finish of any product. Any desk or table worksurface is vulnerable to scratching and damage.

Your workstations/tables metal understructure is finished with durable powder-coated paint. Worktops are generally Melamine Faced Chipboard (MFC) or Melamine Faced Medium Density Fibreboard (MFMDf) (laminated).

Other worktop finishes e.g. Lino or Fenix NTM® should be cleaned according to the manufacturer's instructions.

Apart from regular cleaning, KI workstations are considered to be maintenance free however the following should be observed during a bench's lifetime:

FRAMEWORK

- Where cleaning of the frame is required, a mild detergent solution should be used
- Harsh abrasives, acids, alkalis or bleaching products should not be used
- Touch-up paint in all standard KI colours is available to repair minor chips and scratches. Follow the instructions on the packaging to ensure the best results.

MFC/ MFMDf WORKTOPS

- Melamine faced worksurfaces will naturally wear over time, particularly parts that are regularly rubbed. Utilizing a mouse mat will protect against this natural wear and tear.
- Work tops are easy to maintain, simply use a damp cloth and a mild detergent or non-abrasive cleaner to keep the surface clean and hygienic
- Potential stains should be removed immediately (the use of abrasive cleaners should always be avoided)
- Use an all-purpose cleaner to remove ink stains, crayon and water-based paint marks
- Use thinners to remove oil-based paint stains (pour onto a soft cloth, not directly on the surface) - avoid contact with the worktop edging, as this will cause damage
- Never use excessive water to clean work surfaces. Wetness or excessive moisture can cause laminate worktops to swell, warp or appear to grow in thickness

SCREENS

A variety of privacy and divider screens are made of an aluminium frame and fabric or fabric covered board, some styles have a powder coated frame in matching or accent colours. The same regime applies for screens frames as it does for the rest of the bench frame. For screen fabrics please refer to the specific fabric manufacturer's website for cleaning and maintenance details. Here is some general advice:

- Fabrics can be regularly vacuumed to prevent build-up of dust and dirt on the fabric surface
- Get to spills and potential stains quickly. Mop up the excess liquid using kitchen roll or a damp cloth. Then clean using a branded upholstery shampoo, detergent or hand wash according to the fabric manufacturer's instructions
- Wipe down acrylic blade screens with a soft, damp cloth and a mild detergent or non-abrasive cleaner to keep the surface clean and hygienic



SIT-STAND COLLECTION

TRIM

About KI

KI's furniture helps the world's leading organisations create happy, healthy, high performing working and learning environments. Bringing together good design, advanced engineering and sustainable resources, KI's products are durable, flexible and offer excellent value.

Founded in 1941, KI has grown to become one of the world's largest, most respected furniture manufacturing groups. KI's EMEA headquarters and showroom in Central London is supported by an established network of manufacturing facilities and distribution partners across the UK, Europe and the Middle East.

KI (UK) Ltd

91 Goswell Road
London
EC1V 7EX
Tel: +44 (0)20 7404 7441
workplace@kieurope.com
www.kieurope.com

KI and Furnishing Knowledge are registered trademarks of Krueger International Inc

