

AUGUST 2025

---



---

SIT STAND COLLECTION  
**WORK 2.1 HIGH CAPACITY**  
SPECIFICATION GUIDE



Page 3-5

General Specifications & Pedestal Options

Page 6-7

Prefigured & Double Row Benches



Page 8-9

Bench Screens



Page 10-11

Care & Maintenance

**About Work2.1 High Capacity**  
Based upon KI's proven sit-stand bench and desk system, Work2.1 High Capacity Workstation is engineered for performance in high-demand environments, offering a robust yet flexible platform to support complex technology and intensive daily use. Designed with enhanced cable management, increased structural stability, and seamless user access in mind, it delivers a reliable, high-capacity solution for modern workplaces that need more from their furniture.

**BS EN 527-2 certification, height adjustable from 650-1300mm.**

**Worktops**  
Worktops are available in 25mm thick MFC as standard with the option of 25mm thick MDF with chamfered edge or MDF with raised spill-protection moulded PU edge. The standard module widths are 1200mm, 1400mm, 1500mm 1600mm & 1800mm with 1800mm overall depth. The worktops are shorter by 25mm each side to create safety gaps between them. Tops are sliding as standard with a simple plunger to prevent accidental opening or closing.

**Screens - Work2 Sit-Stand Benches & Desks**

- A Series Screen - is a 27mm fully upholstered fabric covered panels with aerodynamic frameless edge. A Series Screen can be specified in Band Y - a 34mm thick foam backed, available in Blazer Lite only.
- E Series Screen - is a 25mm fully upholstered fabric covered screen designed to give you matching fabric trim.


**IT Integration & Cable Management**

- Fully welded steel sliding top beam system with twin-channel heavy-duty aluminium tool rail.
- Structural cross beam for enhanced side-to-side lateral stability.
- Raised end leg beam increases lateral stability and improves foot and leg clearance beneath the tray.
- Increased leg depth accommodates 1800mm workstation depth and improves front-to-back stability.
- Increased leg width for additional cable tray capacity and clearance.
- Latest generation actuators housed within a welded leg frame to maintain parallel orientation.
- 80mm per sec height adjustment (2x typical speed).
- Contoller independent of worktop.

For finish options refer to <https://www.kieurope.com/workstations/work2-1-high-capacity-workstations/>

Warranty Information

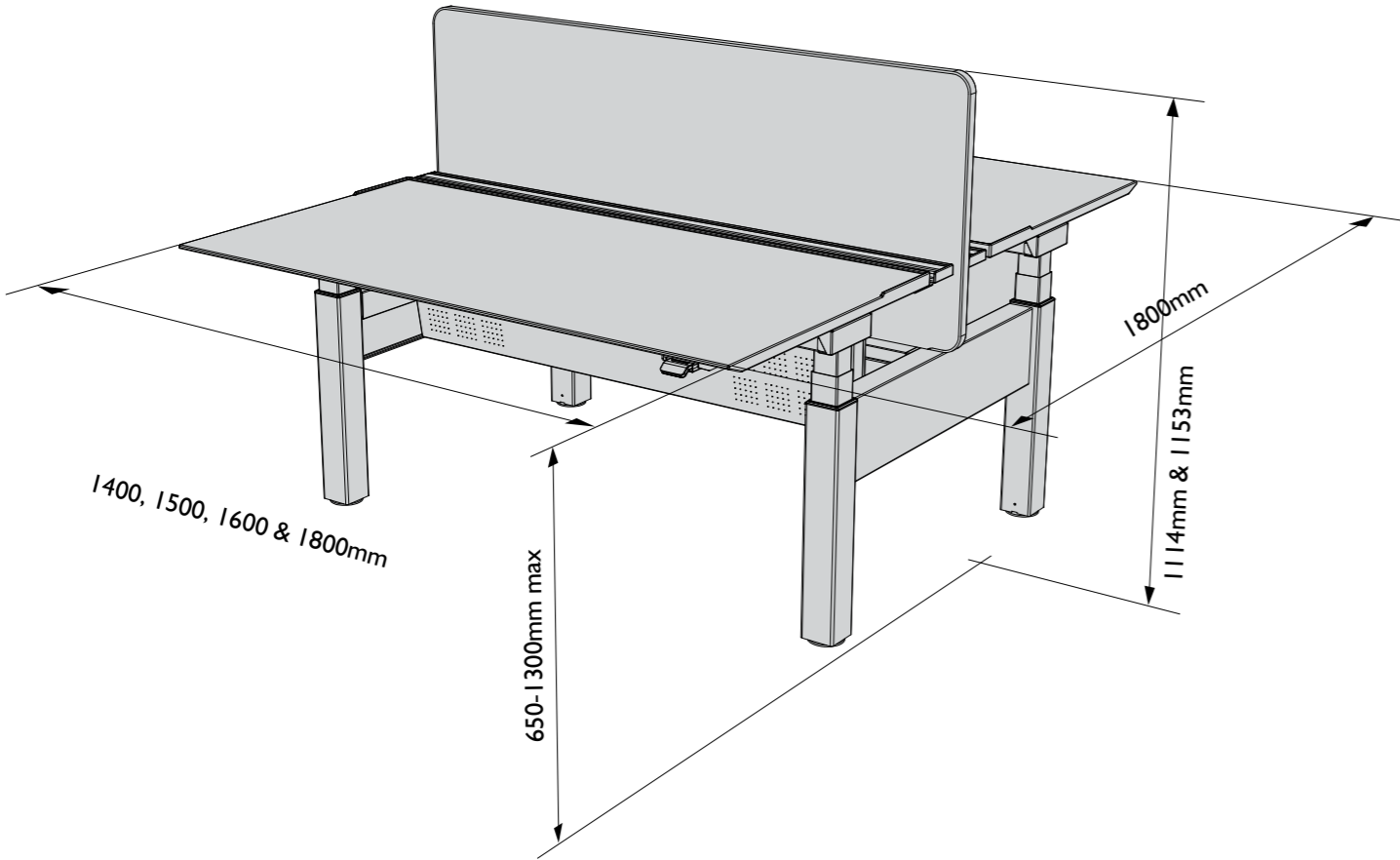
- 25 years on understructure
- 10 years on actuators
- 5 years on standard MFC or MDF worktops
- 25 years on screen structure. Fabric and Perspex panels subject to manufacturers' warranty



Indoor Advantage Gold - Furniture


This product is certified to Indoor Advantage Gold - Furniture, making it suitable for many building rating systems, including LEED v4, BREEAM, & WELL Building.

General Dimensions



**Linking Benches**  
When frames are immediately adjacent to each other, the end legs are linked using the end leg mass cable shroud (W22/SS/KI/WK22/SHRD)

This option not only gives a clean look to the linked bench frames, but also provides a large volume void within which cables can be hidden.



Due to the height restriction when the desk is set at it lowest position, the pedestals below are recommended for use with Work2.1 Sit Stand range. If using a seat pad please check with your Sales Manager.

Description	Product Code	Dimensions
<b>Mobile, A4 width, low height.</b>	94000-U8	415mm (w)
1 x box drawer		481mm (h)
1 x filing drawer		555mm (d)
Plastic pen tray		
<b>Mobile, narrow width, low height.</b>	94060-U8	315mm (w)
1 x box drawer		481mm (h)
1 x filing drawer		555mm (d)
Plastic pen tray		



# Prefigured double row benches - 1500mm sections


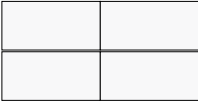





**1. Select prefigured build required.**  
Includes complete understructure, cable trays, chains, end leg covers and intermediate mass cable risers on connecting benches.

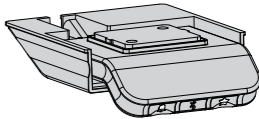
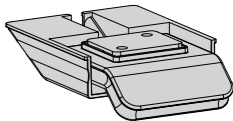
**2. For optional control panel see opposite page.**

**3. For optional screens and fixings see pages 8-9**

For finish options refer to [www.kieurope.com/workstations/work2-1-high-capacity-workstations/](http://www.kieurope.com/workstations/work2-1-high-capacity-workstations/)

Description	Worktop Style	Product Code
 Two person bench 1600x1500mm	MFC	W21/SSHC/CT/MFC/1815/1/2
	MDF	W21/SSHC/CT/MDF/1815/1/2
	PU Edge	W21/SSHC/CT/PU/1815/1/2
 Four person bench 1600x3000mm	MFC	W21/SSHC/CT/MFC/1830/2/4
	MDF	W21/SSHC/CT/MDF/1830/2/4
	PU Edge	W21/SSHC/CT/PU/1830/2/4
 Six person bench 1600x4500mm	MFC	W21/SSHC/CT/MFC/1845/3/6
	MDF	W21/SSHC/CT/MDF/1845/3/6
	PU Edge	W21/SSHC/CT/PU/1845/3/6
 Eight person bench 1600x6000	MFC	W21/SSHC/CT/MFC/1860/4/8
	MDF	W21/SSHC/CT/MDF/1860/4/8
	PU Edge	W21/SSHC/CT/PU/1860/4/8
 Ten person bench 1600x7500mm	MFC	W21/SSHC/CT/MFC/1875/5/10
	MDF	W21/SSHC/CT/MDF/1875/5/10
	PU Edge	W21/SSHC/CT/PU/1875/5/10

Description	Product Code	
Standard control panel	DPG1K00-000006	Included
Upgrade - Memory control panel	DPG1C32-000006	



For fabric options refer to [Fabric Specification Guide](#)



Back-to-back bench screen fixings

Description	Product Code
-------------	--------------

Spigot Bracket (pair)  
Inset screen & full width

WK2/SBKT/151

For A, C, E,& T Series  
screens only. 2 pairs required  
per screen.



A Series - 1114mm high

Desk Width	Product Code
800mm	KI/A/SSBST/0858
1000mm	KI/A/SSBST/1058
1200mm	KI/A/SSBST/1258
1300mm	KI/A/SSBST/1358
1400mm	KI/A/SSBST/1458
1500mm	KI/A/SSBST/1558
1600mm	KI/A/SSBST/1658
1800mm	KI/A/SSBST/1858

Requires 2 pairs of SBKT/151 brackets per screen.

Desk Width	Product Code
800mm	KI/A/SSBST/0862
1000mm	KI/A/SSBST/1062
1200mm	KI/A/SSBST/1262
1300mm	KI/A/SSBST/1362
1400mm	KI/A/SSBST/1462
1500mm	KI/A/SSBST/1562
1600mm	KI/A/SSBST/1662
1800mm	KI/A/SSBST/1862

Requires 2 pairs of SBKT/151 brackets per screen.

Desk Width	Product Code
800mm	KI/E/SSB/0858
1000mm	KI/E/SSB/1058
1200mm	KI/E/SSB/1258
1300mm	KI/E/SSB/1358
1400mm	KI/E/SSB/1458
1500mm	KI/E/SSB/1558
1600mm	KI/E/SSB/1658
1800mm	KI/E/SSB/1858

Requires 2 pairs of SBKT/151 brackets per screen.

Desk Width	Product Code
800mm	KI/E/SSB/0862
1000mm	KI/E/SSB/1062
1200mm	KI/E/SSB/1262
1300mm	KI/E/SSB/1362
1400mm	KI/E/SSB/1462
1500mm	KI/E/SSB/1562
1600mm	KI/E/SSB/1662
1800mm	KI/E/SSB/1862

Requires 2 pairs of SBKT/151 brackets per screen.

E Series - 1114mm high

A Series - 1153mm high

E Series - 1153mm high

KI products are designed and manufactured to withstand the tough demands of work environments. Care and regular light cleaning will keep the furniture looking its best for many years.

IMPORTANT CARE & SAFETY INFORMATION

- Melamine/MFMDf and other decorative worksurfaces will naturally wear over time resulting in shiny patches, particularly parts that are regularly used for mouse control and where the worksurface comes into contact with clothes, skin etc.
- **Always use mouse mats to minimise the long-term effects of continuous contact and movement within the same area of the top.**
- Once the workstations/tables have been assembled, sited and wired they should not be moved
- Never attempt to drag them across the floor, which will stress and strain the end legs
- Avoid placing your furniture in direct sunlight, as sunlight causes fading
- Mats and coasters must be used as they offer the best protection from scratches, hot liquid and water marks
- Heavy office equipment such as printers should be placed on protective pads to avoid scratches to the worksurface
- Never drag heavy equipment across a worktop as this will damage the worksurface
- Do not immerse any part of the workstations/tables in water or any liquid
- Check all cords (power, control keypad, etc.) every 6 months to make sure there are no kinked, pinched or frayed wires



Should any items of furniture require repair, please contact KI (UK) Ltd for further information.

The guide below is intended to help where furniture has become marked or stained. Please check for colour fading in a discreet area when using any detergents or chemicals. Always follow the manufacturer of the cleaning products' instructions before use.

GENERAL CARE

Proper care and careful use are the best methods of maintaining the appearance and finish of any product. Any desk or table worksurface is vulnerable to scratching and damage.

Your workstations/tables metal understructure is finished with durable powder-coated paint. Worktops are generally Melamine Faced Chipboard (MFC) or Melamine Faced Medium Density Fibreboard (MFMDf) (laminated).

Other worktop finishes e.g. Lino or Fenix NTM® should be cleaned according to the manufacturer's instructions.

Apart from regular cleaning, KI workstations are considered to be maintenance free however the following should be observed during a bench's lifetime:

FRAMEWORK

- Where cleaning of the frame is required, a mild detergent solution should be used
- Harsh abrasives, acids, alkalis or bleaching products should not be used
- Touch-up paint in all standard KI colours is available to repair minor chips and scratches. Follow the instructions on the packaging to ensure the best results.

MFC/ MFMDf WORKTOPS

- Melamine faced worksurfaces will naturally wear over time, particularly parts that are regularly rubbed. Utilizing a mouse mat will protect against this natural wear and tear.
- Work tops are easy to maintain, simply use a damp cloth and a mild detergent or non-abrasive cleaner to keep the surface clean and hygienic
- Potential stains should be removed immediately (the use of abrasive cleaners should always be avoided)
- Use an all-purpose cleaner to remove ink stains, crayon and water-based paint marks
- Use thinners to remove oil-based paint stains (pour onto a soft cloth, not directly on the surface) - avoid contact with the worktop edging, as this will cause damage
- Never use excessive water to clean work surfaces. Wetness or excessive moisture can cause laminate worktops to swell, warp or appear to grow in thickness

SCREENS

A variety of privacy and divider screens are made of an aluminium frame and fabric or fabric covered board, some styles have a powder coated frame in matching or accent colours. The same regime applies for screens frames as it does for the rest of the bench frame. For screen fabrics please refer to the specific fabric manufacturer's website for cleaning and maintenance details. Here is some general advice:

- Fabrics can be regularly vacuumed to prevent build-up of dust and dirt on the fabric surface
- Get to spills and potential stains quickly. Mop up the excess liquid using kitchen roll or a damp cloth. Then clean using a branded upholstery shampoo, detergent or hand wash according to the fabric manufacturer's instructions
- Wipe down acrylic blade screens with a soft, damp cloth and a mild detergent or non-abrasive cleaner to keep the surface clean and hygienic

ACTUATORS

The actuator system is a sealed unit; there is no required maintenance on the actuator system or base frame legs.

- The inner leg has been assembled and lubricated in the factory. DO NOT clean or wipe down the inner leg (upper section) components of the system. Wiping down/cleaning the inner leg can strip off the lubricant and cause friction between the internal components and premature wear.
- The outer leg (lower section) can be cleaned



## SIT-STAND COLLECTION

# WORK2.1 HIGH CAPACITY

### About KI

KI's furniture helps the world's leading organisations create happy, healthy, high performing working and learning environments. Bringing together good design, advanced engineering and sustainable resources, KI's products are durable, flexible and offer excellent value.

Founded in 1941, KI has grown to become one of the world's largest, most respected furniture manufacturing groups. KI's EMEA headquarters and showroom in Central London is supported by an established network of manufacturing facilities and distribution partners across the UK, Europe and the Middle East.

### KI (UK) Ltd

91 Goswell Road  
London  
EC1V 7EX  
Tel: +44 (0)20 7404 7441  
workplace@kieurope.com  
www.kieurope.com

*KI and Furnishing Knowledge are registered trademarks of Krueger International Inc*

