

JULY 2025

---



---

SIT STAND COLLECTION

## **WORK 2.1 CORE**

SPECIFICATION GUIDE



Made in UK



**About Work2.I Contour** - Next generation of sit-stand solutions for improved worker wellbeing.

The Work2.I Contour Workstations are the latest evolution in sit-stand desking, designed to meet the needs of today's agile workspaces. Encouraging healthy movement throughout the day, these height-adjustable desks support both individual focus and collaborative work, helping to boost wellbeing and productivity. Work2.I Contour is our lighter, curved and design-led model which is also available on castors for increased movement.

**Worktops**  
25mm MFC fixed rounded worktop with cable scallop. Standard module widths are 1200mm, 1400mm, 1600mm & 1800mm at 800mm depth.

**Screens - Work2 Sit-Stand Benches & Desks**

- 12mm curved PET screen.

**IT Integration & Cable Management**

- Drop-down upper cable tray
- Battery powered options

For finish options refer to <https://www.kieurope.com/workstations/work2-i-core-workstations/>

**Warranty Information**

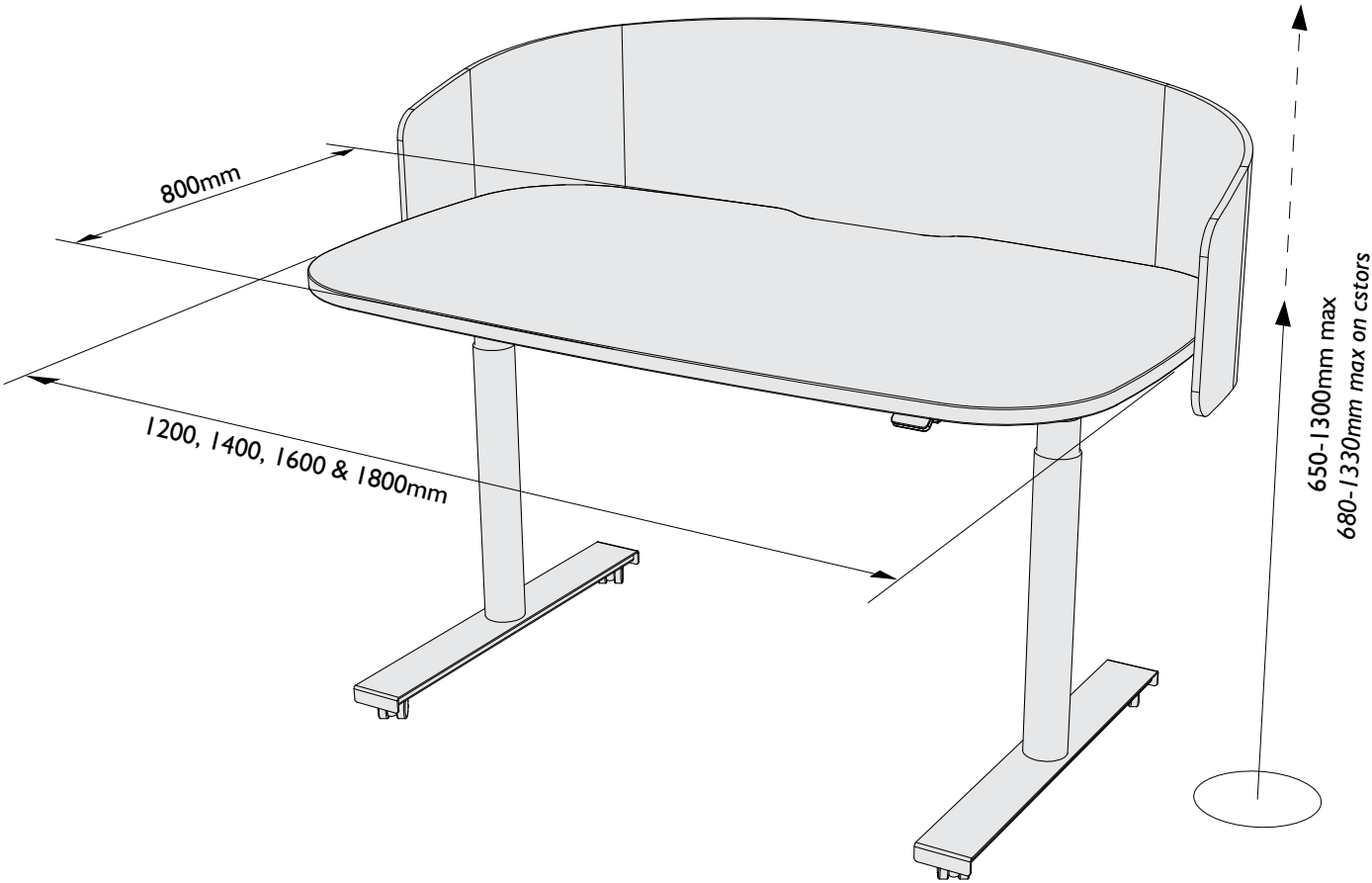
- 25 years on understructure
- 10 years on actuators
- 5 years on MFC worktops
- 5 years on screen structure.



**Indoor Advantage Gold - Furniture**

This product is certified to Indoor Advantage Gold - Furniture, making it suitable for many building rating systems, including LEED v4, BREEAM, & WELL Building.

General Dimensions



Pedestal options

Due to the height restriction when the desk is set at it lowest position, the pedestals below are recommended for use with Work2.I Sit Stand range. If using a seat pad please check with your Sales Manager.

Description	Product Code	Dimensions	List Price (£)
<b>Mobile, A4 width, low height.</b>	94000-U8	415mm (w)	
1 x box drawer			
1 x filing drawer		481 mm (h)	481
Plastic pen tray		555mm (d)	
<b>Mobile, narrow width, low height.</b>	94060-U8	315mm (w)	
1 x box drawer			
1 x filing drawer		481 mm (h)	517
Plastic pen tray		555mm (d)	





Fixed



Mobile

How to order:  
**1. Select prefigured build required.**  
Includes round profile actuators, foot pack, castors (if applicable) upper beam, standard control panel & MFC worktop.

**2. Add optional accessories (cable trays, screen, battery)**

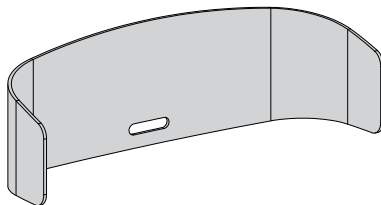
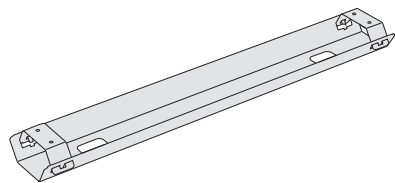
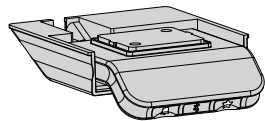
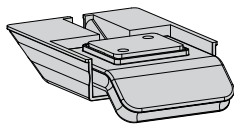
For finish options refer to [www.kieurope.com/workstations/work2-1-contour-workstations/](http://www.kieurope.com/workstations/work2-1-contour-workstations/)

Description	Worktop	Product Code	I
800x1200mm	Fixed	W22/SS/NCT/CON/12	
	Mobile	W22/SS/NCT/CON/12/MOB	
800x1400mm	Fixed	W22/SS/NCT/CON/14	
	Mobile	W22/SS/NCT/CON/14/MOB	
800x1600mm	Fixed	W22/SS/NCT/CON/16	
	Mobile	W22/SS/NCT/CON/16/MOB	
800x1800mm	Fixed	W22/SS/NCT/CON/18	
	Mobile	W22/SS/NCT/CON/18/MOB	

For complete mobility, Work2.1 Contour can be battery powered. Prices for this option varies upon the exact power and charging requirements.

Contact KI Sales Manager for further details.

Description	Product Code	
Included - Standard control panel	DPG1K00-000006	
Upgrade - Memory control panel	DPG1C32-000006	
Description	Width	Product Code
Cable tray	1200mm & 1400mm	CN3/SS/EDLT/CT/10
	1600mm & 1800mm	CN3/SS/EDLT/CT/12-18
Description	Width	Product Code
PET screen. Includes brackets and fixings.	1200mm	W21/SS/CON/PET/12
	1400mm	W21/SS/CON/PET/14
	1600mm	W21/SS/CON/PET/16
	1800mm	W21/SS/CON/PET/18
Description	Product Code	
Cable Riser - Silver finish	WK2/660130	
Cable Riser - Black finish	WK2/660132	
Cable Riser - White finish	WK2/660133	
Coiled cable. 800mm Coiled. UK plug to Weiland connector.	W21/CC/800	



KI products are designed and manufactured to withstand the tough demands of work environments. Care and regular light cleaning will keep the furniture looking its best for many years.

IMPORTANT CARE & SAFETY INFORMATION

- Melamine/MFMDf and other decorative worksurfaces will naturally wear over time resulting in shiny patches, particularly parts that are regularly used for mouse control and where the worksurface comes into contact with clothes, skin etc.
- **Always use mouse mats to minimise the long-term effects of continuous contact and movement within the same area of the top.**
- Once the workstations/tables have been assembled, sited and wired they should not be moved
- Never attempt to drag them across the floor, which will stress and strain the end legs
- Avoid placing your furniture in direct sunlight, as sunlight causes fading
- Mats and coasters must be used as they offer the best protection from scratches, hot liquid and water marks
- Heavy office equipment such as printers should be placed on protective pads to avoid scratches to the worksurface
- Never drag heavy equipment across a worktop as this will damage the worksurface
- Do not immerse any part of the workstations/tables in water or any liquid
- Check all cords (power, control keypad, etc.) every 6 months to make sure there are no kinked, pinched or frayed wires



Should any items of furniture require repair, please contact KI (UK) Ltd for further information.

The guide below is intended to help where furniture has become marked or stained. Please check for colour fading in a discreet area when using any detergents or chemicals. Always follow the manufacturer of the cleaning products' instructions before use.

GENERAL CARE

Proper care and careful use are the best methods of maintaining the appearance and finish of any product. Any desk or table worksurface is vulnerable to scratching and damage.

Your workstations/tables metal understructure is finished with durable powder-coated paint. Worktops are generally Melamine Faced Chipboard (MFC) or Melamine Faced Medium Density Fibreboard (MFMDf) (laminated).

Other worktop finishes e.g. Lino or Fenix NTM® should be cleaned according to the manufacturer's instructions.

Apart from regular cleaning, KI workstations are considered to be maintenance free however the following should be observed during a bench's lifetime:

FRAMEWORK

- Where cleaning of the frame is required, a mild detergent solution should be used
- Harsh abrasives, acids, alkalis or bleaching products should not be used
- Touch-up paint in all standard KI colours is available to repair minor chips and scratches. Follow the instructions on the packaging to ensure the best results.

MFC/ MFMDf WORKTOPS

- Melamine faced worksurfaces will naturally wear over time, particularly parts that are regularly rubbed. Utilizing a mouse mat will protect against this natural wear and tear.
- Work tops are easy to maintain, simply use a damp cloth and a mild detergent or non-abrasive cleaner to keep the surface clean and hygienic
- Potential stains should be removed immediately (the use of abrasive cleaners should always be avoided)
- Use an all-purpose cleaner to remove ink stains, crayon and water-based paint marks
- Use thinners to remove oil-based paint stains (pour onto a soft cloth, not directly on the surface) - avoid contact with the worktop edging, as this will cause damage
- Never use excessive water to clean work surfaces. Wetness or excessive moisture can cause laminate worktops to swell, warp or appear to grow in thickness

SCREENS

A variety of privacy and divider screens are made of an aluminium frame and fabric or fabric covered board, some styles have a powder coated frame in matching or accent colours. The same regime applies for screens frames as it does for the rest of the bench frame. For screen fabrics please refer to the specific fabric manufacturer's website for cleaning and maintenance details. Here is some general advice:

- Fabrics can be regularly vacuumed to prevent build-up of dust and dirt on the fabric surface
- Get to spills and potential stains quickly. Mop up the excess liquid using kitchen roll or a damp cloth. Then clean using a branded upholstery shampoo, detergent or hand wash according to the fabric manufacturer's instructions
- Wipe down acrylic blade screens with a soft, damp cloth and a mild detergent or non-abrasive cleaner to keep the surface clean and hygienic

ACTUATORS

The actuator system is a sealed unit; there is no required maintenance on the actuator system or base frame legs.

- The inner leg has been assembled and lubricated in the factory. DO NOT clean or wipe down the inner leg (upper section) components of the system. Wiping down/cleaning the inner leg can strip off the lubricant and cause friction between the internal components and premature wear.
- The outer leg (lower section) can be cleaned



## SIT-STAND COLLECTION

# WORK2.1 CONTOUR

### About KI

KI's furniture helps the world's leading organisations create happy, healthy, high performing working and learning environments. Bringing together good design, advanced engineering and sustainable resources, KI's products are durable, flexible and offer excellent value.

Founded in 1941, KI has grown to become one of the world's largest, most respected furniture manufacturing groups. KI's EMEA headquarters and showroom in Central London is supported by an established network of manufacturing facilities and distribution partners across the UK, Europe and the Middle East.

### KI (UK) Ltd

91 Goswell Road  
London  
EC1V 7EX  
Tel: +44 (0)20 7404 7441  
workplace@kieurope.com  
www.kieurope.com

*KI and Furnishing Knowledge are registered trademarks of Krueger International Inc*

