

JANUARY 2026



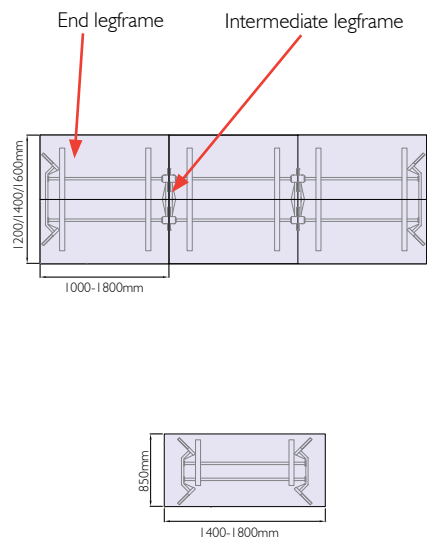
WORKSTATIONS

EC4

SPECIFICATION GUIDE



General specifications



General Construction

The EC4 bench & desk system is constructed using a simple, easily assembled and very stable modular understructure featuring solid oak legs. The basic construction comprises a set of end legs and powder coated metal frame connected by transverse rails that support the worksurfaces. Longer runs can be achieved adding intermediate legs and additional rails as required. The metal frame is available in two colours as standard.

Dimensions

The EC4 benching system is available as 1200, 1400 & 1600mm double row (back-to-back) sharing the underframe structure and cable tray. The single desk has it's own understructure and is 850mm deep. The horizontal rails are available in six widths to accommodate several worksurface table sizes. Each worktop is supported on top brackets fixed to a single rail, set well back from the user's legs for clearance.

Screens

The C Series inset screen is supported on brackets and is fully upholstered in soft feel fabric with a signature edge stitch detail. The 380mm high screen and is set at 30mm above worktop level for ease of cable access. Finished height above floor is 1150mm.

Worksurfaces

Finished worksurface height is 740mm available with fixed or sliding top options. Standard widths 1000, 1200, 1400, 1600 & 1800mm Worksurfaces are 25mm, square edge MFC in two standard finishes with matching, contrasting or mixed 2mm ABS edge finishes. There are various options for grommets and scalloped edges for cable access.

Cable Management

The drop-down shallow cable trays are secured via the top brackets fixed to the understructure rails and are independent of the worktops. All data & power installation can take place prior to fitting the worktops. For vertical cable management an optional mass cable riser can be fitted to the intermediate leg section.

Please refer to www.kieurope.com for product finishes.



Indoor Advantage Gold - Furniture

This product is certified to Indoor Advantage Gold - Furniture, making it suitable for many building rating systems, including LEED v4, BREEAM, & WELL Building.

Warranty Details

- Steel understructure - 25 Years
- Oak Legs - 5 Years
- Worksurfaces - 5 Years
- Screens - 5 years (fabric manufacturer's warranty)

Meeting tables also available, please refer to the EC4 Tables specification guide.



Prefigured double row benches - I 200mm sections

How to order:
1. Select prefigured build required.
Prefigured workstation builds includes underframe, oak legs, MFC worktops and fixings.

2. If required, add optional items (screens, cable trays etc).

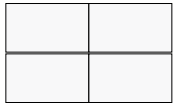
For finishes refer to
www.kieurope.com/workstations/ec4-workstations/

Description	Product Code
-------------	--------------




Two person bench
1600x1200mm

EC4/I 612/NCT/I/2




Four person bench
1600x2400mm

EC4/I 624/NCT/2/4




Six person bench
1600x3600mm

EC4/I 636/NCT/3/6



Eight person bench
1600x4800

EC4/I 648/NCT/4/8

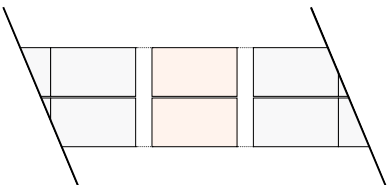


Ten person bench
1600x6000mm

EC4/I 660/NCT/5/10

To make longer runs, add prefigured intermediate section(s) as required.

Description	Product Code
-------------	--------------



Two person intermediate section
1600x1200mm

EC4/I 612/NCT/EXT


Prefigured double row benches - I 400mm sections

How to order:
1. Select prefigured build required.
Prefigured workstation builds includes underframe, oak legs, MFC worktops and fixings.

2. If required, add optional items (screens, cable trays etc).

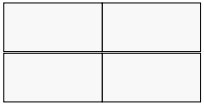
For finishes refer to
www.kieurope.com/workstations/ec4-workstations/

Description	Product Code
-------------	--------------




Two person bench
1600x1400mm

EC4/I 614/NCT/I/2




Four person bench
1600x2800mm

EC4/I 628/NCT/2/4




Six person bench
1600x4200mm

EC4/I 642/NCT/3/6



Eight person bench
1600x5600

EC4/I 656/NCT/4/8

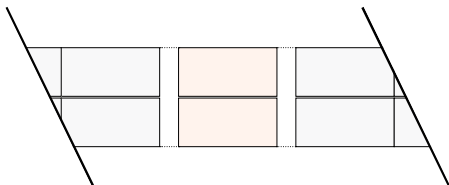


Ten person bench
1600x7000mm

EC4/I 670/NCT/5/10

To make longer runs, add prefigured intermediate section(s) as required.

Description	Product Code
-------------	--------------



Two person intermediate section
1600x1400mm

EC4/I 614/NCT/EXT

Prefigured double row benches - 1600mm sections

How to order:
1. Select prefigured build required.
Prefigured workstation builds includes underframe, oak legs, MFC worktops and fixings.

2. If required, add optional items (screens, cable trays etc).


For finishes refer to
www.kieurope.com/workstations/ec4-workstations/

Description	Product Code
-------------	--------------




Two person bench
1600x1600mm

EC4/1616/NCT/1/2




Four person bench
1600x3200mm

EC4/1632/NCT/2/4




Six person bench
1600x4800mm

EC4/1648/NCT/3/6



Eight person bench
1600x6400

EC4/1664/NCT/4/8

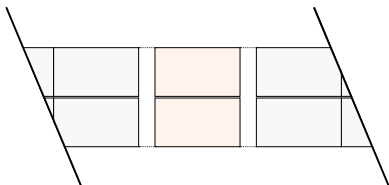


Ten person bench
1600x8000mm

EC4/1680/NCT/5/10

To make longer runs, add prefigured intermediate section(s) as required.

Description	Product Code
-------------	--------------



Two person intermediate section
1600x1600mm

EC4/1616/NCT/EXT


Prefigured double row benches - 1800mm sections

How to order:
1. Select prefigured build required.
Prefigured workstation builds includes underframe, oak legs, MFC worktops and fixings.

2. If required, add optional items (screens, cable trays etc).

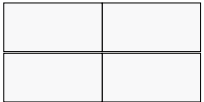
For finishes refer to
www.kieurope.com/workstations/ec4-workstations/

Description	Product Code
-------------	--------------




Two person bench
1600x1800mm

EC4/1618/NCT/1/2




Four person bench
1600x3600mm

EC4/1636/NCT/2/4




Six person bench
1600x5400mm

EC4/1654/NCT/3/6



Eight person bench
1600x7200

EC4/1672/NCT/4/8

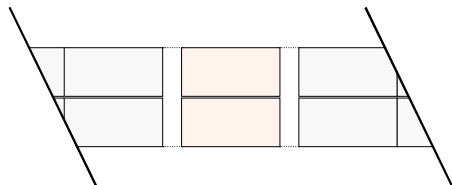


Ten person bench
1600x9000mm

EC4/1690/NCT/5/10

To make longer runs, add prefigured intermediate section(s) as required.

Description	Product Code
-------------	--------------



Two person intermediate section
1600x1800mm

EC4/1618/NCT/EXT

Prefigured single desks

How to order:
1. Select prefigured build required.
Prefigured workstation builds includes underframe, oak legs, MFC worktops and fixings.
2. If required, add optional items (screens, cable trays etc).

For finishes refer to
www.kieurope.com/workstations/ec4-workstations/



Description	Product Code
850x1400mm	EC4/0814/NCT/I/I



850x1600mm	EC4/0816/NCT/I/I
------------	------------------



850x1800mm	EC4/0818/NCT/I/I
------------	------------------

Double row bench accessories

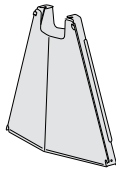
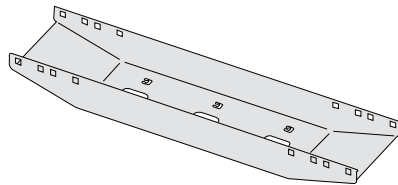
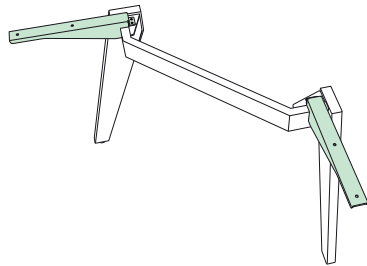
Description	Size	Product Code
End leg cantilever support brackets	1200mm & 1400mm	EC4/BB88/TIM/1200/DESK/SUPP/45

Pair per end leg

1600mm	EC4/BB88/TIM/DESK/SUPP/45
--------	---------------------------

Description	Desk Width	Product Code
EC4 drop down bench cable tray	1000mm	EC4/BB88/TIM/BENCT/10
	1200mm	EC4/BB88/TIM/BENCT/12
	1400mm	EC4/BB88/TIM/BENCT/14
	1600mm	EC4/BB88/TIM/BENCT/16
	1800mm	EC4/BB88/TIM/BENCT/18

Intermediate leg mass cable riser	EC4/BB88/TIM/MASS/CR
-----------------------------------	----------------------



Top Brackets

Cable Trays

Single desk accessories

Description	Product Code
Fixed Top Bracket for 850mm deep desks.	EC4/BB88/TIM/DTH
1 Bracket	
2 required per workstation desk	

Sliding Top Bracket for 850mm deep desks. Also be used to support screens and MFC modesty panels.	WK2/BB88/STH/0800
1 Bracket	
2 required per desk section	

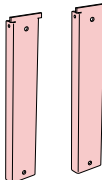
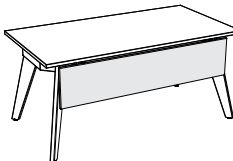
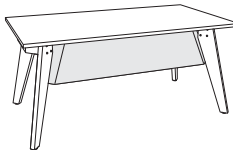
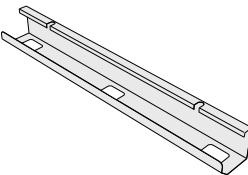
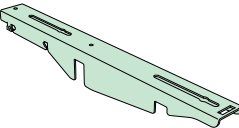
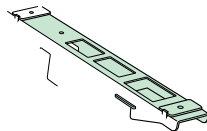
Description	Desk Width	Product Code
Shallow Drop-down Cable Tray	1400mm	8BD/SB64/DCT/0800
	1600mm	8BD/SB64/DCT/1000
	1800mm	8BD/SB64/DCT/1200

Description	Desk Width	Product Code
Steel Modesty panel Fixed worktops only. Fixings included.	1400mm	EC4/BB88/TIM/14/SMP
	1600mm	EC4/BB88/TIM/16/SMP
	1800mm	EC4/BB88/TIM/18/SMP

MFC Modesty panel Fixed & sliding tops. Requires brackets and fixings below.	1400mm	EC4/0314/MOD
	1600mm	EC4/0316/MOD
	1800mm	EC4/0318/MOD

MFC Modesty panel brackets (pair)	WK2/BB88/MPB
-----------------------------------	--------------

Pack of 4No. M6 x 16mm button head allen bolts. One set required per mod panel	8BD/FK/MP
--	-----------



Top Brackets

Cable Trays

Mod Panels

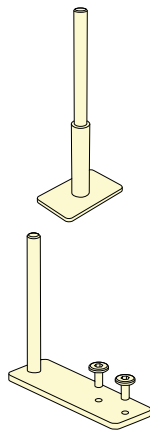
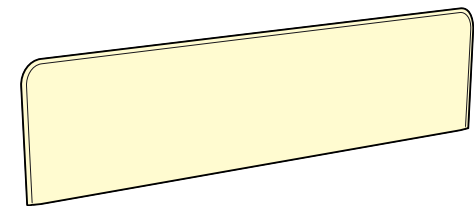
380mm high (1094mm overall from floor), 27mm fully upholstered fabric covered panels with aerodynamic frameless edge. A Series Screen can be specified in Band Y foam backed Blazer Lite only.

Add /A (or other) to the end of the code to denote band choice. For fabric options refer to [Fabric Specification Guide](#)

Width	Product Code
800mm	C/T1/0838
1000mm	C/T1/1038
1200mm	C/T1/1238
1400mm	C/T1/1438
1600mm	C/T1/1638
1800mm	C/T1/1838
2000mm	C/T1/2038

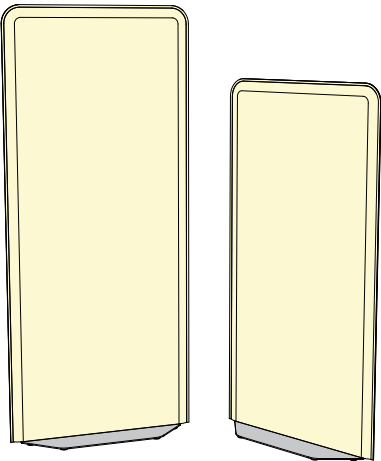
C Series screen fixings.

Description	Product Code
C Series Screen Mounting Bracket with sliding collar. For mounting C Series screens onto the Sliding Top Bracket Single Bracket. 2 required per screen.	EC4/SBKT/38
C Series Screen Mounting Bracket To mount screens on single row desks Single Bracket. 2 required per screen	8BD/SBKT/46



C Series Floor Standing Screens - 800mm Wide

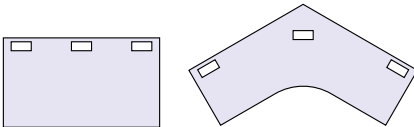
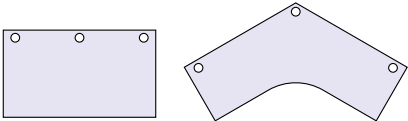
Description	Product Code
C Series Freestanding Screen Static Base	C/FS/BP/STAT
1500mm high screen panel	C/FS/T1/0815
1800mm high screen panel	C/FS/T1/0818



Cable port options

25mm MFC tops with 2mm straight edge. Each fixed top requires a Worktop Fixing Kit 8BD/SB64/BOLT/RECT. Different materials and edge details available, contact KI Sales Manager for details.

Description	Product Code
80mm dia cable grommet	8BD/IG
Rectangular cable port hole	8BD/ICP



KI products are designed and manufactured to withstand the tough demands of work environments. Care and regular light cleaning will keep the furniture looking its best for many years.

IMPORTANT CARE & SAFETY INFORMATION

- Melamine/MFMDf and other decorative worksurfaces will naturally wear over time resulting in shiny patches, particularly parts that are regularly used for mouse control and where the worksurface comes into contact with clothes, skin etc.
- **Always use mouse mats to minimise the long-term effects of continuous contact and movement within the same area of the top.**
- Once the workstations/tables have been assembled, sited and wired they should not be moved
- Never attempt to drag them across the floor, which will stress and strain the end legs
- Avoid placing your furniture in direct sunlight, as sunlight causes fading
- Mats and coasters must be used as they offer the best protection from scratches, hot liquid and water marks
- Heavy office equipment such as printers should be placed on protective pads to avoid scratches to the worksurface
- Never drag heavy equipment across a worktop as this will damage the worksurface
- Do not immerse any part of the workstations/tables in water or any liquid
- Check all cords (power, control keypad, etc.) every 6 months to make sure there are no kinked, pinched or frayed wires



Should any items of furniture require repair, please contact KI (UK) Ltd for further information.

The guide below is intended to help where furniture has become marked or stained. Please check for colour fading in a discreet area when using any detergents or chemicals. Always follow the manufacturer of the cleaning products' instructions before use.

GENERAL CARE

Proper care and careful use are the best methods of maintaining the appearance and finish of any product. Any desk or table worksurface is vulnerable to scratching and damage.

Your workstations/tables metal understructure is finished with durable powder-coated paint. Worktops are generally Melamine Faced Chipboard (MFC) or Melamine Faced Medium Density Fibreboard (MFMDf) (laminated).

Other worktop finishes e.g. Lino or Fenix NTM® should be cleaned according to the manufacturer's instructions.

Apart from regular cleaning, KI workstations are considered to be maintenance free however the following should be observed during a bench's lifetime:

FRAMEWORK

- Where cleaning of the frame is required, a mild detergent solution should be used
- Harsh abrasives, acids, alkalis or bleaching products should not be used
- Touch-up paint in all standard KI colours is available to repair minor chips and scratches. Follow the instructions on the packaging to ensure the best results.

CARE OF SOLID OAK LEGS

No care should be required; however the following can be followed:

- Polish occasionally using a soft clean duster
- Avoid locating your furniture in extremes of temperature or humidity as these may adversely affect the wood and the construction of your furniture

MFC/ MFMDf WORKTOPS

- Melamine faced worksurfaces will naturally wear over time, particularly parts that are regularly rubbed. Utilizing a mouse mat will protect against this natural wear and tear.
- Work tops are easy to maintain, simply use a damp cloth and a mild detergent or non-abrasive cleaner to keep the surface clean and hygienic
- Potential stains should be removed immediately (the use of abrasive cleaners should always be avoided)
- Use an all-purpose cleaner to remove ink stains, crayon and water-based paint marks
- Use thinners to remove oil-based paint stains (pour onto a soft cloth, not directly on the surface) - avoid contact with the worktop edging, as this will cause damage
- Never use excessive water to clean work surfaces. Wetness or excessive moisture can cause laminate worktops to swell, warp or appear to grow in thickness

SCREENS

A variety of privacy and divider screens are made of an aluminium frame and fabric or fabric covered board, some styles have a powder coated frame in matching or accent colours. The same regime applies for screens frames as it does for the rest of the bench frame. For screen fabrics please refer to the specific fabric manufacturer's website for cleaning and maintenance details. Here is some general advice:

- Fabrics can be regularly vacuumed to prevent build-up of dust and dirt on the fabric surface
- Get to spills and potential stains quickly. Mop up the excess liquid using kitchen roll or a damp cloth. Then clean using a branded upholstery shampoo, detergent or hand wash according to the fabric manufacturer's instructions
- Wipe down acrylic blade screens with a soft, damp cloth and a mild detergent or non-abrasive cleaner to keep the surface clean and hygienic



WORKSTATIONS EC4

About KI

KI's furniture helps the world's leading organisations create happy, healthy, high performing working and learning environments. Bringing together good design, advanced engineering and sustainable resources, KI's products are durable, flexible and offer excellent value.

Founded in 1941, KI has grown to become one of the world's largest, most respected furniture manufacturing groups. KI's EMEA headquarters and showroom in Central London is supported by an established network of manufacturing facilities and distribution partners across the UK, Europe and the Middle East.

KI (UK) Ltd

91 Goswell Road
London
EC1V 7EX
Tel: +44 (0)20 7404 7441
workplace@kieurope.com
www.kieurope.com

*KI and Furnishing Knowledge are registered
trademarks of Krueger International Inc*

