

JANUARY 2026



TABLE COLLECTION
EC4
SPECIFICATION GUIDE



Page 3

Generic specification / systems in detail

Page 4

Circular tables



Page 5

Square tables



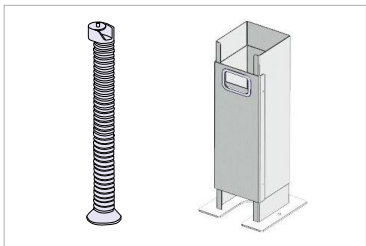
Page 6-9

Rectangular tables



Page 10-11

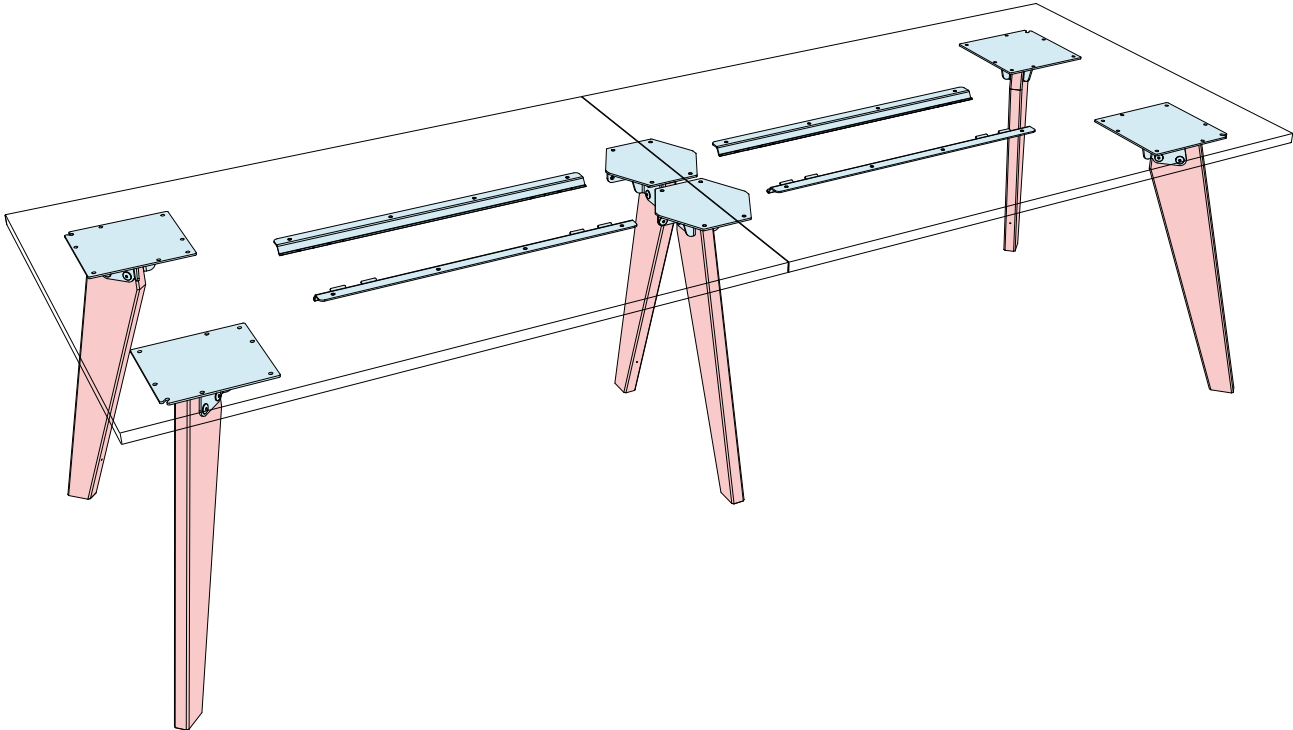
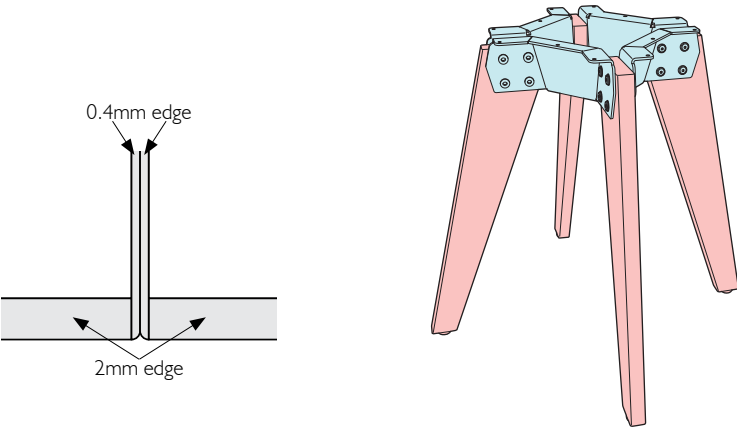
Individual Legs
Optional extras



EC4 Table System

Robust steel brackets are bolted to the solid oak legs forming a strong base to which the worktop is attached. These tables are perfect for meeting rooms, executive offices, breakout, reception and cafe areas.

All worktops come as standard with 2mm ABS matching edge. Contrasting colour edges are available and tables with multiple tops can be specified with thinner edging where they adjoin for an additional upcharge. Please confirm if this required with your Sales Manager when ordering.



Please refer to <https://www.kieurope.com/products/by-name/ec4-tables/> for product finishes.

Warranty Details

Steel understructure - 25 Years


Oak Legs - 5 Years

Worksurfaces - 5 Years

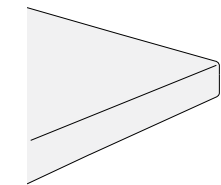
Indoor Advantage Gold - Furniture

This product is certified to Indoor Advantage Gold - Furniture, making it suitable for many building rating systems, including LEED v4, BREEAM, & WELL Building.

Circular tables - MFC




Square edge
MFC Worktops

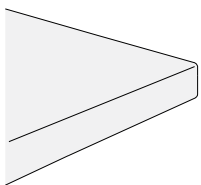


740mm high including 25mm worktop and frame. For cable management options, please see pages 10-11. * Denotes cable trays not available on this size.		
Size	Description	Product Code
800mm	4 leg, 800mm diameter top*	EC4/08R/4LEG/SM/MFC
1000mm	4 leg, 1000mm diameter top*	EC4/1000/R/MFC
1200mm	4 leg, 1200mm diameter top*	EC4/1200/R/MFC
1400mm	4 leg, 1400mm diameter top	EC4/1400/R/MFC
1600mm	4 leg, 1600mm diameter top	EC4/1600/R/MFC
1800mm	4 leg, 1800mm diameter top	EC4/1800/R/MFC

Square tables - MFC




Square edge
MFC Worktops

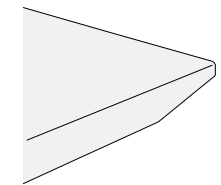


740mm high including 25mm worktop and frame. For cable management options, please see pages 10-11. * Denotes cable trays not available on this size.		
Size	Description	Product Code
800mm	4 leg, 800mm x 800mm*	EC4/0808/MFC
1000mm	4 leg, 1000mm x 1000mm	EC4/1010/MFC
1200mm	4 leg, 1200mm x 1200mm	EC4/1212/MFC
1400mm	4 leg, 1400mm x 1400mm	EC4/1414/MFC
1600mm	4 leg, 1600mm x 1600mm	EC4/1616/MFC
For square tables with radius corners, add /R to the end of the product code.		

Circular tables - MDF




Chamfered edge
MDF Worktops

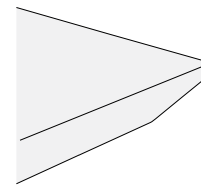


Size	Description	Product Code
800mm	4 leg, 800mm diameter top*	EC4/08R/4LEG/SM/MDF
1000mm	4 leg, 1000mm diameter top*	EC4/1000/R/MDF
1200mm	4 leg, 1200mm diameter top*	EC4/1200/R/MDF
1400mm	4 leg, 1400mm diameter top	EC4/1400/R/MDF
1600mm	4 leg, 1600mm diameter top	EC4/1600/R/MDF
1800mm	4 leg, 1800mm diameter top	EC4/1800/R/MDF

Square tables - MDF



Chamfered edge
MDF Worktops

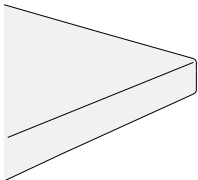



Size	Description	Product Code
800mm	4 leg, 800mm x 800mm*	EC4/0808/MDF
1000mm	4 leg, 1000mm x 1000mm	EC4/1010/MDF
1200mm	4 leg, 1200mm x 1200mm	EC4/1212/MDF
1400mm	4 leg, 1400mm x 1400mm	EC4/1414/MDF
1600mm	4 leg, 1600mm x 1600mm	EC4/1616/MDF
For square tables with radius corners, add /R to the end of the product code.		

Rectangular tables - MFC



Square edge
MFC Worktops





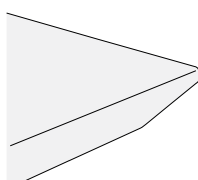
For rectangular
tables with
radius corners,
add **/R** to the
end of the
product code.


740mm high including 25mm worktop and frame. For cable management options, please see pages 10-11.			* Denotes cable trays not available on this size.
800mm deep			
Width	Description	Product Code	
1000mm	4 Leg, 1x 1000mm top*	EC4/0810/MFC	
1200mm	4 Leg, 1x 1200mm top*	EC4/0812/MFC	
1400mm	4 Leg, 1x 1400mm top	EC4/0814/MFC	
1600mm	4 Leg, 1x 1600mm top	EC4/0816/MFC	
1800mm	4 Leg, 1x 1800mm top	EC4/0818/MFC	
2000mm	4 Leg, 1x 2000mm top	EC4/0820/MFC	
2200mm	4 Leg, 1x 2200mm top	EC4/0822/MFC	
2400mm	4 Leg, 1x 2400mm top	EC4/0824/MFC	
1000mm deep			
Width	Description	Product Code	
1200mm	4 Leg, 1x 1200mm top*	EC4/1012/MFC	
1400mm	4 Leg, 1x 1400mm top*	EC4/1014/MFC	
1600mm	4 Leg, 1x 1600mm top	EC4/1016/MFC	
1800mm	4 Leg, 1x 1800mm top	EC4/1018/MFC	
2000mm	4 Leg, 1x 2000mm top	EC4/1020/MFC	
2200mm	4 Leg, 1x 2200mm top	EC4/1022/MFC	
2400mm	4 Leg, 1x 2400mm top	EC4/1024/MFC	
2800mm	6 Leg, 2x 1400mm top	EC4/1028/MFC(1400-1400)	
3000mm	6 Leg, 2x 1500mm top	EC4/1030/MFC(1500-1500)	
3200mm	6 Leg, 2x 1600mm top	EC4/1032/MFC(1600-1600)	

Rectangular tables - MDF



Chamfered edge
MDF Worktops





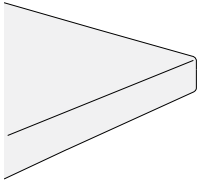
For rectangular
tables with
radius corners,
add **/R** to the
end of the
product code.

740mm high including 25mm worktop and frame. For cable management options, please see pages 10-11.			* Denotes cable trays not available on this size.
800mm deep			
Width	Description	Product Code	
1000mm	4 Leg, 1x 1000mm top*	EC4/0810/MDF	
1200mm	4 Leg, 1x 1200mm top*	EC4/0812/MDF	
1400mm	4 Leg, 1x 1400mm top	EC4/0814/MDF	
1600mm	4 Leg, 1x 1600mm top	EC4/0816/MDF	
1800mm	4 Leg, 1x 1800mm top	EC4/0818/MDF	
2000mm	4 Leg, 1x 2000mm top	EC4/0820/MDF	
2200mm	4 Leg, 1x 2200mm top	EC4/0822/MDF	
2400mm	4 Leg, 1x 2400mm top	EC4/0824/MDF	
1000mm deep			
Width	Description	Product Code	
1200mm	4 Leg, 1x 1200mm top*	EC4/1012/MDF	
1400mm	4 Leg, 1x 1400mm top*	EC4/1014/MDF	
1600mm	4 Leg, 1x 1600mm top	EC4/1016/MDF	
1800mm	4 Leg, 1x 1800mm top	EC4/1018/MDF	
2000mm	4 Leg, 1x 2000mm top	EC4/1020/MDF	
2200mm	4 Leg, 1x 2200mm top	EC4/1022/MDF	
2400mm	4 Leg, 1x 2400mm top	EC4/1024/MDF	
2800mm	6 Leg, 2x 1400mm top	EC4/1028/MDF(1400-1400)	
3000mm	6 Leg, 2x 1500mm top	EC4/1030/MDF(1500-1500)	
3200mm	6 Leg, 2x 1600mm top	EC4/1032/MDF(1600-1600)	

Rectangular tables - MFC



Square edge
MFC Worktops



740mm high including 25mm worktop and frame. For cable management options, please see pages 10-11.

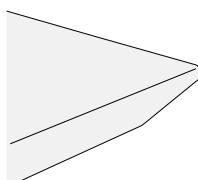
1200mm deep		
Width	Description	Product Code
1400mm	4 Leg, 1x 1400mm top	EC4/I214/MFC
1600mm	4 Leg, 1x 1600mm top	EC4/I216/MFC
1800mm	4 Leg, 1x 1800mm top	EC4/I218/MFC
2000mm	4 Leg, 1x 2000mm top	EC4/I220/MFC
2200mm	4 Leg, 1x 2200mm top	EC4/I222/MFC
2400mm	4 Leg, 1x 2400mm top	EC4/I224/MFC
2800mm	6 Leg, 2x 1400mm top	EC4/I228/MFC(1400-1400)
3000mm	6 Leg, 2x 1500mm top	EC4/I230/MFC(1500-1500)
3200mm	6 Leg, 2x 1600mm top	EC4/I232/MFC(1600-1600)

For rectangular tables with radius corners, add /R to the end of the product code.

Rectangular tables - MDF



Chamfered edge
MDF Worktops



740mm high including 25mm worktop and frame. For cable management options, please see pages 10-11.

1200mm deep		
Width	Description	Product Code
1400mm	4 Leg, 1x 1400mm top	EC4/I214/MDF
1600mm	4 Leg, 1x 1600mm top	EC4/I216/MDF
1800mm	4 Leg, 1x 1800mm top	EC4/I218/MDF
2000mm	4 Leg, 1x 2000mm top	EC4/I220/MDF
2200mm	4 Leg, 1x 2200mm top	EC4/I222/MDF
2400mm	4 Leg, 1x 2400mm top	EC4/I224/MDF
2800mm	6 Leg, 2x 1400mm top	EC4/I228/MDF(1400-1400)
3000mm	6 Leg, 2x 1500mm top	EC4/I230/MDF(1500-1500)
3200mm	6 Leg, 2x 1600mm top	EC4/I232/MDF(1600-1600)

For rectangular tables with radius corners, add /R to the end of the product code.

Individual legs

Optional extras

Order corner or intermediate leg bracket as required and Oak leg.

Description	Product Code
-------------	--------------

Corner bracket	EC4/SP/SPO/LBKT
----------------	-----------------

Intermediate bracket	EC4/SP/SPC/LBKT/IN
----------------------	--------------------

Oak leg	EC4/TB/OAK/END/LEG/SGL
---------	------------------------

Description	Product Code
-------------	--------------

Small Hinge-down Cable Tray	ZIG/CT/I0
-----------------------------	-----------

Medium Hinge-down Cable Tray	ZIG/CT/I2
------------------------------	-----------

Large Hinge-down Cable Tray	ZIG/CT/I4
-----------------------------	-----------

Extra Large Hinge-down Cable Tray	ZIG/CT/I6
-----------------------------------	-----------

Power Tower (height settable version range 500 to 750mm high)	8BD/B8/HS/P/TOWER
---	-------------------

80mm dia cable grommet & cover	8BD/I G
-----------------------------------	---------

Rectangular cable port hole	8BD/I CP
-----------------------------	----------

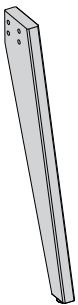
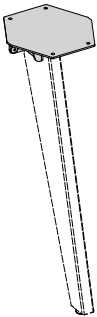
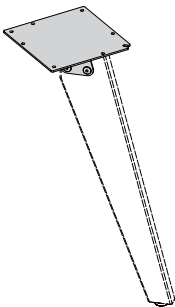

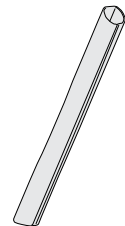
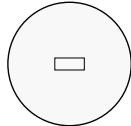
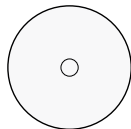
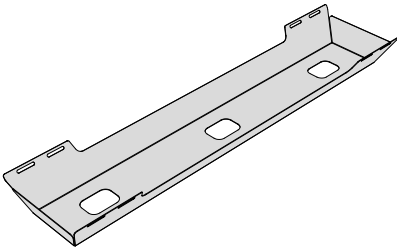
Fabric leg cable riser	EC4/TB/TIM/FAB/CR
------------------------	-------------------

Please refer to <https://www.kieurope.com> for fabric finishes.

Cable Riser - Black finish	8BD/WM3/001/B
----------------------------	---------------

Cable Riser - Translucent finish	8BD/WM3/001/T
----------------------------------	---------------

Hinge-down Cable Trays available in Black finish only.



KI products are designed and manufactured to withstand the tough demands of work environments. Care and regular light cleaning will keep the furniture looking its best for many years.

IMPORTANT CARE & SAFETY INFORMATION

- Melamine/MFMDf and other decorative worksurfaces will naturally wear over time resulting in shiny patches, particularly parts that are regularly used for mouse control and where the worksurface comes into contact with clothes, skin etc.
- **Always use mouse mats to minimise the long-term effects of continuous contact and movement within the same area of the top.**
- Once the workstations/tables have been assembled, sited and wired they should not be moved
- Never attempt to drag them across the floor, which will stress and strain the end legs
- Avoid placing your furniture in direct sunlight, as sunlight causes fading
- Mats and coasters must be used as they offer the best protection from scratches, hot liquid and water marks
- Heavy office equipment such as printers should be placed on protective pads to avoid scratches to the worksurface
- Never drag heavy equipment across a worktop as this will damage the worksurface
- Do not immerse any part of the workstations/tables in water or any liquid
- Check all cords (power, control keypad, etc.) every 6 months to make sure there are no kinked, pinched or frayed wires



Should any items of furniture require repair, please contact KI (UK) Ltd for further information.

The guide below is intended to help where furniture has become marked or stained. Please check for colour fading in a discreet area when using any detergents or chemicals. Always follow the manufacturer of the cleaning products’ instructions before use.

GENERAL CARE

Proper care and careful use are the best methods of maintaining the appearance and finish of any product. Any desk or table worksurface is vulnerable to scratching and damage.

Your workstations/tables metal understructure is finished with durable powder-coated paint. Worktops are generally Melamine Faced Chipboard (MFC) or Melamine Faced Medium Density Fibreboard (MFMDf) (laminated).

Other worktop finishes e.g. Lino or Fenix NTM® should be cleaned according to the manufacturer's instructions.

Apart from regular cleaning, KI workstations are considered to be maintenance free however the following should be observed during a bench’s lifetime:

FRAMEWORK

- Where cleaning of the frame is required, a mild detergent solution should be used
- Harsh abrasives, acids, alkalis or bleaching products should not be used
- Touch-up paint in all standard KI colours is available to repair minor chips and scratches. Follow the instructions on the packaging to ensure the best results.

CARE OF SOLID OAK LEGS

No care should be required; however the following can be followed:

- Polish occasionally using a soft clean duster
- Avoid locating your furniture in extremes of temperature or humidity as these may adversely affect the wood and the construction of your furniture

MFC/ MFMDf WORKTOPS

- Melamine faced worksurfaces will naturally wear over time, particularly parts that are regularly rubbed. Utilizing a mouse mat will protect against this natural wear and tear.
- Work tops are easy to maintain, simply use a damp cloth and a mild detergent or non-abrasive cleaner to keep the surface clean and hygienic
- Potential stains should be removed immediately (the use of abrasive cleaners should always be avoided)
- Use an all-purpose cleaner to remove ink stains, crayon and water-based paint marks
- Use thinners to remove oil-based paint stains (pour onto a soft cloth, not directly on the surface) - avoid contact with the worktop edging, as this will cause damage
- Never use excessive water to clean work surfaces. Wetness or excessive moisture can cause laminate worktops to swell, warp or appear to grow in thickness



TABLES EC4

About KI

KI's furniture helps the world's leading organisations create happy, healthy, high performing working and learning environments. Bringing together good design, advanced engineering and sustainable resources, KI's products are durable, flexible and offer excellent value.

Founded in 1941, KI has grown to become one of the world's largest, most respected furniture manufacturing groups. KI's EMEA headquarters and showroom in Central London is supported by an established network of manufacturing facilities and distribution partners across the UK, Europe and the Middle East.

KI (UK) Ltd
91 Goswell Road
London
EC1V 7EX
Tel: +44 (0)20 7404 7441
workplace@kieurope.com
www.kieurope.com

KI and Furnishing Knowledge are registered trademarks of Krueger International Inc

