

JANUARY 2026

---



WORKSTATIONS

**CONNECT3**

SPECIFICATION GUIDE



MADE IN THE UK



Summary

KI's Connect3 bench & desk collection combines simple clean design with robust construction and complements KI's full range of workplace furniture. The modular platform features an innovative leg-to-rail connection. Consisting of a goalpost leg frame and single traverse rail design with KI-branded end caps, it ensures clear, unencumbered space both above and below the worksurface.

Simple in its design and built with high-quality components, it is the most easily assembled KI system product.

Workstations

Key Facts

- Designed & manufactured in the UK
- Simple, uncluttered construction, easy to assemble & reconfigure
- Screen heights align with KI's other screens, storage, breakout standards
- Drop-down cable tray
- Metal-to-metal connectivity ensures durability for long term reconfiguration
- Intermediate leg mass cable riser option
- A, E, L & T Series screens can be fitted to the worktop or directly to the frame

Configurations available:

- Back-to-back bench at fixed height (740mm) and non-sliding tops
- Single desks at fixed height (740mm) and non-sliding top
- Desk returns
- Worksurface-mounted CPU holder options

Structure

- Understructure: simple, modular, light, easy to assemble. Steel frame connected by transverse rails that support the worktops
- Stable, fully welded 60mm x 30mm powder coated box section 18-gauge steel frame and rectangular tube spigot traverse rail construction.
- Standard double row depths available: 1200, 1400, 1600mm
- Standard single desk depths available: 600, 700, 800mm
- Standard widths available (double row & single desk): 1000, 1200, 1400, 1600, 1800mm
- Longer runs can be achieved adding intermediate legs and additional rails
- Worktops supported by a single rail set well back from users' legs
- Return worktops can be added to the desk & bench
- Bench cantilevered meeting end option

Materials and Surfaces

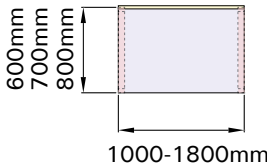
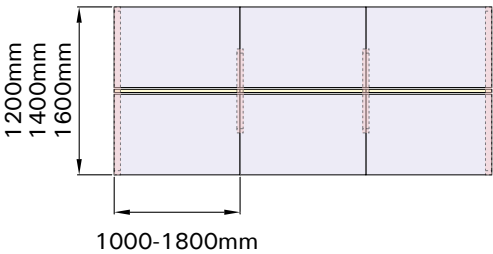
- 25mm MFC square edge worktops with matching or contrasting 2mm ABS edge
- 740mm height fixed worktops available in all KI standard finishes.

IT Integration and Cable Management

- Drop-down cable trays fixed to underside of worktop
- Bench Intermediate leg mass cable riser option
- Various options for grommets and scalloped edges for cable management

Accessories

- A, E, L & T Series full width or inset screens.
- Modesty & End-leg infill panels
- Mass cable riser
- Cantilevered meeting ends



Lead Time

6 weeks

Warranty

Workstations steel understructure – 25 years  
Worktops – 5 years  
Screen fabric – Fabric manufacturer's warranty

Please refer to <https://www.kieurope.com/workstations/connect3-workstations/> for product finishes.



Indoor Advantage Gold - Furniture

This product is certified to Indoor Advantage Gold - Furniture, making it suitable for many building rating systems, including LEED v4, BREEAM, & WELL Building.



Prefigured desks - I 200mm sections

How to order:  
1. Select prefigured build required.  
Prefigured workstation builds includes understucture, MFC worktops and fixings.

2. If required, add optional items (screens, cable trays etc).

For finishes refer to [www.kieurope.com/workstations/connect3-workstations/](http://www.kieurope.com/workstations/connect3-workstations/)

Description	Dimensions	Product Code
Single desk	800x1200mm	CN3/0812/NCT/1/1
	700x1200mm	CN3/0712/NCT/1/1
	600x1200mm	CN3/0612/NCT/1/1
Two person bench	800x2400mm	CN3/0824/NCT/2/2
	700x2400mm	CN3/0724/NCT/2/2
	600x2400mm	CN3/0624/NCT/2/2
Three person bench	800x3600mm	CN3/0836/NCT/3/3
	700x3600mm	CN3/0736/NCT/3/3
	600x3600mm	CN3/0636/NCT/3/3
Four person bench	800x4800mm	CN3/0848/NCT/4/4
	700x4800mm	CN3/0748/NCT/4/4
	600x4800mm	CN3/0648/NCT/4/4
Five person bench	800x6000mm	CN3/0860/NCT/5/5
	700x6000mm	CN3/0760/NCT/5/5
	600x6000mm	CN3/0660/NCT/5/5

To make longer runs, add prefigured intermediate section(s) as required.

Description	Dimensions	Product Code
Extension section	800x1200mm	CN3/0812/NCT/EXT
	700x1200mm	CN3/0712/NCT/EXT
	600x1200mm	CN3/0612/NCT/EXT

Prefigured desks - I 400mm sections

How to order:  
1. Select prefigured build required.  
Prefigured workstation builds includes understucture, MFC worktops and fixings.

2. If required, add optional items (screens, cable trays etc).

For finishes refer to [www.kieurope.com/workstations/connect3-workstations/](http://www.kieurope.com/workstations/connect3-workstations/)

Description	Dimensions	Product Code
Single desk	800x1400mm	CN3/0814/NCT/1/1
	700x1400mm	CN3/0714/NCT/1/1
	600x1400mm	CN3/0614/NCT/1/1
Two person bench	800x2800mm	CN3/0828/NCT/2/2
	700x2800mm	CN3/0728/NCT/2/2
	600x2800mm	CN3/0628/NCT/2/2
Three person bench	800x4200mm	CN3/0842/NCT/3/3
	700x4200mm	CN3/0742/NCT/3/3
	600x4200mm	CN3/0642/NCT/3/3
Four person bench	800x5600mm	CN3/0856/NCT/4/4
	700x5600mm	CN3/0756/NCT/4/4
	600x5600mm	CN3/0656/NCT/4/4
Five person bench	800x7000mm	CN3/0870/NCT/5/5
	700x7000mm	CN3/0770/NCT/5/5
	600x7000mm	CN3/0670/NCT/5/5

To make longer runs, add prefigured intermediate section(s) as required.

Description	Dimensions	Product Code
Extension section	800x1400mm	CN3/0814/NCT/EXT
	700x1400mm	CN3/0714/NCT/EXT
	600x1400mm	CN3/0614/NCT/EXT

Prefigured desks - 1600mm sections

How to order:  
1. Select prefigured build required.  
Prefigured workstation builds includes understructure, MFC worktops and fixings.

2. If required, add optional items (screens, cable trays etc).

For finishes refer to [www.kieurope.com/workstations/connect3-workstations/](http://www.kieurope.com/workstations/connect3-workstations/)

Description	Dimensions	Product Code
Single desk	800x1600mm	CN3/0816/NCT/1/1
	700x1600mm	CN3/0716/NCT/1/1
	600x1600mm	CN3/0616/NCT/1/1
Two person bench	800x3200mm	CN3/0832/NCT/2/2
	700x3200mm	CN3/0732/NCT/2/2
	600x3200mm	CN3/0632/NCT/2/2
Three person bench	800x4800mm	CN3/0848/NCT/3/3
	700x4800mm	CN3/0748/NCT/3/3
	600x4800mm	CN3/0648/NCT/3/3
Four person bench	800x6400mm	CN3/0864/NCT/4/4
	700x6400mm	CN3/0764/NCT/4/4
	600x6400mm	CN3/0664/NCT/4/4
Five person bench	800x8000mm	CN3/0880/NCT/5/5
	700x8000mm	CN3/0780/NCT/5/5
	600x8000mm	CN3/0680/NCT/5/5

To make longer runs, add prefigured intermediate section(s) as required.

Description	Dimensions	Product Code
Extension section	800x1600mm	CN3/0816/NCT/EXT
	700x1600mm	CN3/0716/NCT/EXT
	600x1600mm	CN3/0616/NCT/EXT

Prefigured desks - 1800mm sections

How to order:  
1. Select prefigured build required.  
Prefigured workstation builds includes understructure, MFC worktops and fixings.

2. If required, add optional items (screens, cable trays etc).

For finishes refer to [www.kieurope.com/workstations/connect3-workstations/](http://www.kieurope.com/workstations/connect3-workstations/)

Description	Dimensions	Product Code
Single desk	800x1800mm	CN3/0818/NCT/1/1
	700x1800mm	CN3/0718/NCT/1/1
	600x1800mm	CN3/0618/NCT/1/1
Two person bench	800x3600mm	CN3/0836/NCT/2/2
	700x3600mm	CN3/0736/NCT/2/2
	600x3600mm	CN3/0636/NCT/2/2
Three person bench	800x5400mm	CN3/0854/NCT/3/3
	700x5400mm	CN3/0754/NCT/3/3
	600x5400mm	CN3/0654/NCT/3/3
Four person bench	800x7200mm	CN3/0872/NCT/4/4
	700x7200mm	CN3/0772/NCT/4/4
	600x7200mm	CN3/0672/NCT/4/4
Five person bench	800x9000mm	CN3/0890/NCT/5/5
	900x9000mm	CN3/0790/NCT/5/5
	600x9000mm	CN3/0690/NCT/5/5

To make longer runs, add prefigured intermediate section(s) as required.

Description	Dimensions	Product Code
Extension section	800x1800mm	CN3/0818/NCT/EXT
	700x1800mm	CN3/0718/NCT/EXT
	600x1800mm	CN3/0618/NCT/EXT

Prefigured benches - I 200mm sections

How to order:  
1. Select prefigured build required.  
Prefigured workstation builds includes understucture, MFC worktops and fixings.

2. If required, add optional items (screens, cable trays etc).

For finishes refer to [www.kieurope.com/workstations/connect3-workstations/](http://www.kieurope.com/workstations/connect3-workstations/)

Description	Dimensions	Product Code
Two person bench	I 600xI 200mm	CN3/I 6 I 2/NCT/I/2
	I 400xI 200mm	CN3/I 4 I 2/NCT/I/2
	I 200xI 200mm	CN3/I 2 I 2/NCT/I/2
Four person bench	I 600x2400mm	CN3/I 6 24/NCT/2/4
	I 400x2400mm	CN3/I 4 24/NCT/2/4
	I 200x2400mm	CN3/I 2 24/NCT/2/4
Six person bench	I 600x3600mm	CN3/I 6 36/NCT/3/6
	I 400x3600mm	CN3/I 4 36/NCT/3/6
	I 200x3600mm	CN3/I 2 36/NCT/3/6
Eight person bench	I 600x4800mm	CN3/I 6 48/NCT/4/8
	I 400x4800mm	CN3/I 4 48/NCT/4/8
	I 200x4800mm	CN3/I 2 48/NCT/4/8
Ten person bench	I 600x6000mm	CN3/I 6 60/NCT/5/10
	I 400x6000mm	CN3/I 4 60/NCT/5/10
	I 200x6000mm	CN3/I 2 60/NCT/5/10

To make longer runs, add prefigured intermediate section(s) as required.

Description	Dimensions	Product Code
Extension section	I 600xI 200mm	CN3/I 6 I 2/NCT/EXT
	I 400xI 200mm	CN3/I 4 I 2/NCT/EXT
	I 200xI 200mm	CN3/I 2 I 2/NCT/EXT

Prefigured benches - I 400mm sections

How to order:  
1. Select prefigured build required.  
Prefigured workstation builds includes understucture, MFC worktops and fixings.

2. If required, add optional items (screens, cable trays etc).

For finishes refer to [www.kieurope.com/workstations/connect3-workstations/](http://www.kieurope.com/workstations/connect3-workstations/)

Description	Dimensions	Product Code
Two person bench	I 600xI 400mm	CN3/I 6 I 4/NCT/I/2
	I 400xI 400mm	CN3/I 4 I 4/NCT/I/2
	I 200xI 400mm	CN3/I 2 I 4/NCT/I/2
Four person bench	I 600x2800mm	CN3/I 6 28/NCT/2/4
	I 400x2800mm	CN3/I 4 28/NCT/2/4
	I 200x2800mm	CN3/I 2 28/NCT/2/4
Six person bench	I 600x4200mm	CN3/I 6 42/NCT/3/6
	I 400x4200mm	CN3/I 4 42/NCT/3/6
	I 200x4200mm	CN3/I 2 42/NCT/3/6
Eight person bench	I 600x5600mm	CN3/I 6 56/NCT/4/8
	I 400x5600mm	CN3/I 4 56/NCT/4/8
	I 200x5600mm	CN3/I 2 56/NCT/4/8
Ten person bench	I 600x7000mm	CN3/I 6 70/NCT/5/10
	I 400x7000mm	CN3/I 4 70/NCT/5/10
	I 200x7000mm	CN3/I 2 70/NCT/5/10

To make longer runs, add prefigured intermediate section(s) as required.

Description	Dimensions	Product Code
Extension section	I 600xI 400mm	CN3/I 6 I 4/NCT/EXT
	I 400xI 400mm	CN3/I 4 I 4/NCT/EXT
	I 200xI 400mm	CN3/I 2 I 4/NCT/EXT



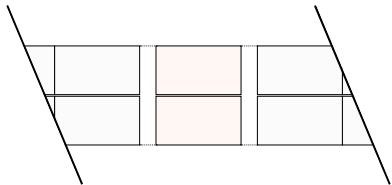
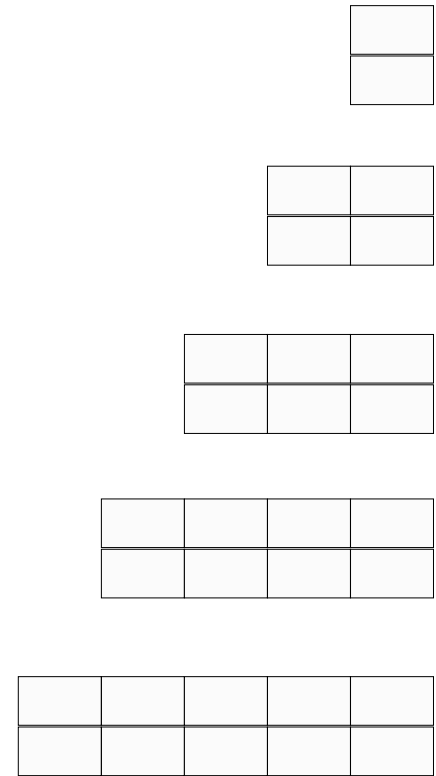
Prefigured benches - 1600mm sections

How to order:  
1. Select prefigured build required.  
Prefigured workstation builds includes understructure, MFC worktops and fixings.  
  
2. If required, add optional items (screens, cable trays etc).  
  
For finishes refer to [www.kieurope.com/workstations/connect3-workstations/](http://www.kieurope.com/workstations/connect3-workstations/)

Description	Dimensions	Product Code
Two person bench	1600x1600mm	CN3/1616/NCT/1/2
	1400x1600mm	CN3/1416/NCT/1/2
	1200x1600mm	CN3/1216/NCT/1/2
Four person bench	1600x3200mm	CN3/1632/NCT/2/4
	1400x3200mm	CN3/1432/NCT/2/4
	1200x3200mm	CN3/1232/NCT/2/4
Six person bench	1600x4800mm	CN3/1648/NCT/3/6
	1400x4800mm	CN3/1448/NCT/3/6
	1200x4800mm	CN3/1248/NCT/3/6
Eight person bench	1600x6400mm	CN3/1664/NCT/4/8
	1400x6400mm	CN3/1464/NCT/4/8
	1200x6400mm	CN3/1264/NCT/4/8
Ten person bench	1600x8000mm	CN3/1680/NCT/5/10
	1400x8000mm	CN3/1480/NCT/5/10
	1200x8000mm	CN3/1280/NCT/5/10

To make longer runs, add prefigured intermediate section(s) as required.

Description	Dimensions	Product Code
Extension section	1600x1600mm	CN3/1616/NCT/EXT
	1400x1600mm	CN3/1416/NCT/EXT
	1200x1600mm	CN3/1216/NCT/EXT



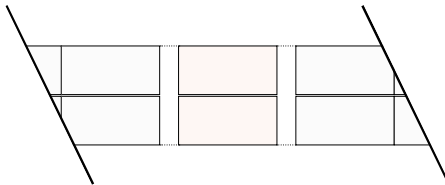
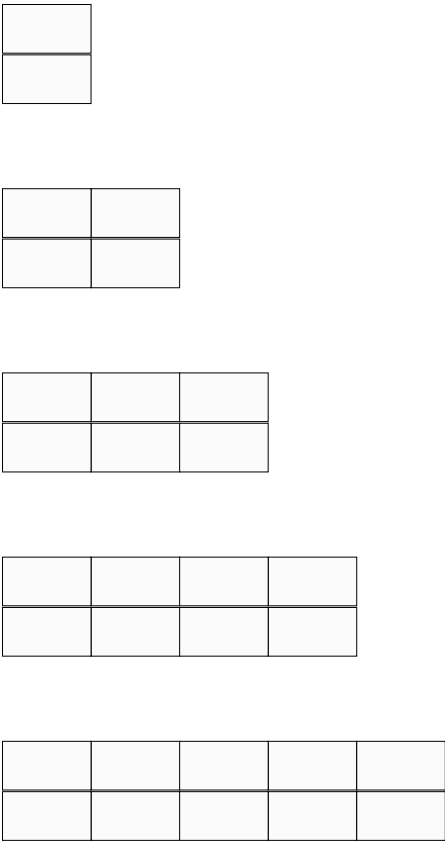
Prefigured benches - 1800mm sections

How to order:  
1. Select prefigured build required.  
Prefigured workstation builds includes understructure, MFC worktops and fixings.  
  
2. If required, add optional items (screens, cable trays etc).  
  
For finishes refer to [www.kieurope.com/workstations/connect3-workstations/](http://www.kieurope.com/workstations/connect3-workstations/)

Description	Dimensions	Product Code
Two person bench	1600x1800mm	CN3/1618/NCT/1/2
	1400x1800mm	CN3/1418/NCT/1/2
	1200x1800mm	CN3/1218/NCT/1/2
Four person bench	1600x3600mm	CN3/1636/NCT/2/4
	1400x3600mm	CN3/1436/NCT/2/4
	1200x3600mm	CN3/1236/NCT/2/4
Six person bench	1600x5400mm	CN3/1654/NCT/3/6
	1400x5400mm	CN3/1454/NCT/3/6
	1200x5400mm	CN3/1254/NCT/3/6
Eight person bench	1600x7200mm	CN3/1672/NCT/4/8
	1400x7200mm	CN3/1472/NCT/4/8
	1200x7200mm	CN3/1272/NCT/4/8
Ten person bench	1600x9000mm	CN3/1690/NCT/5/10
	1400x9000mm	CN3/1490/NCT/5/10
	1200x9000mm	CN3/1290/NCT/5/10

To make longer runs, add prefigured intermediate section(s) as required.

Description	Dimensions	Product Code
Extension section	1600x1800mm	CN3/1618/NCT/EXT
	1400x1800mm	CN3/1418/NCT/EXT
	1200x1800mm	CN3/1218/NCT/EXT



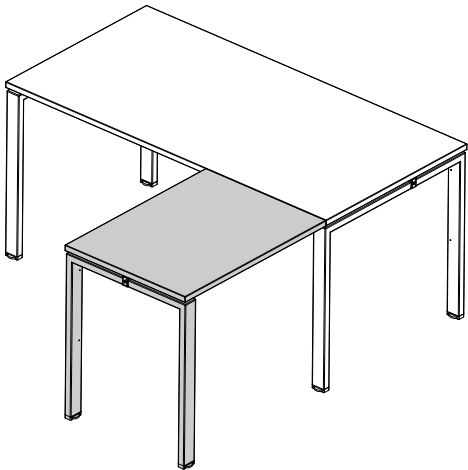
Bench components

	Description	Width	Product Code
	Cable tray for single row desks	1000mm	CN3/SS/EDLT/CT/10
	Includes desktop mounted support brackets	1200mm and above	CN3/SS/EDLT/CT/12-18
	100mm Deep, Hex style drop-down Cable Tray for back-to-back benches	1000mm	CN3/CB/CT/10
		1200mm-1500mm	CN3/CB/CT/12-15
		1600mm-1800mm	CN3/CB/CT/16-18
	130mm Deep, Drop-down Cable Tray for back-to-back benches	1200mm - 1400mm	CN3/SB64/FBCT/12-14/130
		1600mm - 1800mm	CN3/SB64/FBCT/16-18/130
	Description	Product Code	List Price (£)
	Intermediate Leg Mass Cable Riser	CN3/B8/MASS	

Desk returns

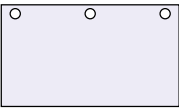
600mm deep workstation returns includes complete understructure with 600mm goalpost end leg, MFC worktops and fixings.

Description	Product Code
600x400mm	CN3/0604/RTN
600x600mm	CN3/0606/RTN
600x800mm	CN3/0608/RTN
600x1000mm	CN3/0610/RTN

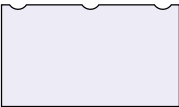


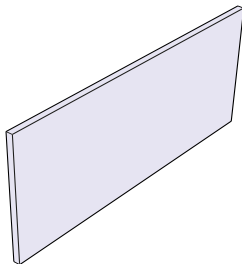
Worktop options

Description	Quantity	Product Code
80mm dia grommet & cover	1 Grommet	8BD/1G



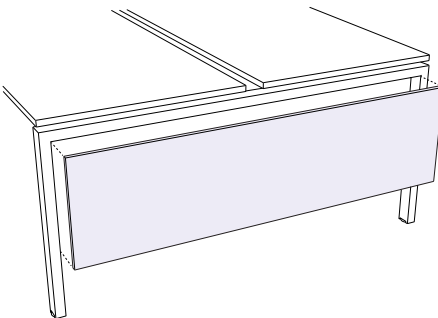
Description	Product Code
Scalloped cut-out to rear	1 Scallop 8BD/FS





Modesty & Side Panels for Single desks only. 400mm high, 18mm MFC modesty panel with 2mm straight edge.  
Each panel requires one bracket kit and two packs of eight bolts (8BD/FK/MP).

Width	Price Code
1000mm	CN3/0410/MOD
1200mm	CN3/0412/MOD
1400mm	CN3/0414/MOD
1600mm	CN3/0416/MOD
1800mm	CN3/0418/MOD
Modesty Panel Support Bracket Kit	CN3/CB/MOD/BKT
Bolt Kit (8 bolts)	8BD/FK/MP

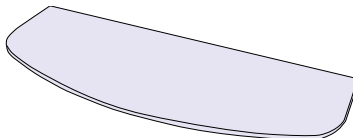
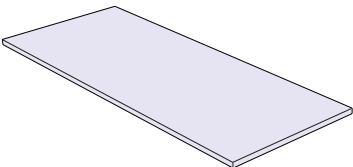
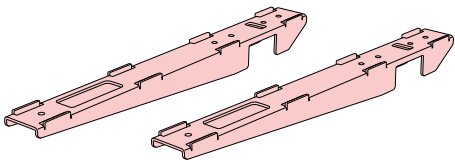


End Leg Width	Price Code
600mm	CN3/06EL/INF
800mm	CN3/08EL/INF
1200mm	CN3/12EL/INF
1400mm	CN3/14EL/INF
1600mm	CN3/16EL/INF
End Leg Infill Panel Support Bracket Kit	CN3/CB/INF/BKT
Bolt Kit (8 bolts)	8BD/FK/MP

Cantilevered extension top for Back-to-Back benches, 600mm deep. 25mm MFC worktop with 2mm straight edge. Supplied with inserts and fixings. Available in different shapes. contact KI Sales Manager for details. Each pair requires a pack of eight bolts (8BD/FK/MP).

Description	Product Code
Pair of extension brackets (2 pairs required)	CN3/CB/D/END
Pack of 8No. M6 x 16mm button head allen bolts	8BD/FK/MP

Description	Price Code
600x1200mm MFC extension top	CN3/0612/XT
600x1600mm MFC extension top	CN3/0616/XT
600x1600mm curved MFC extension top	CN3/0616C/XT





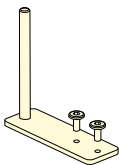
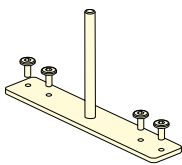
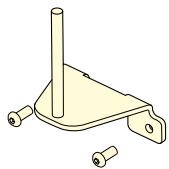
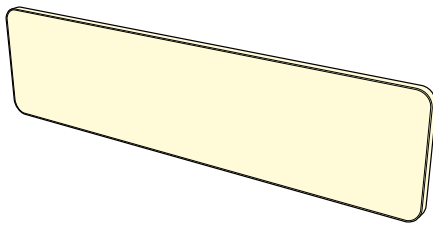
380mm high (1094mm overall from floor), 27mm fully upholstered fabric covered panels with aerodynamic frameless edge. A Series Screen can be specified in Band Y foam backed Blazer Lite only.

Add /A (or other) to the end of the code to denote band choice.  
For fabric options refer to [Fabric Specification Guide](#)

Width	Product Code
Non-pinnable fabric panel	
800mm	A/STRA/0838
1000mm	A/STRA/1038
1200mm	A/STRA/1238
1400mm	A/STRA/1438
1600mm	A/STRA/1638
1800mm	A/STRA/1838

A Series screen fixings.

Description	Product Code
Connect3 End/Intermediate Leg Screen Bracket. To mount full width screens below worksurface level on benches. Single bracket 2 required per screen	CN3/SBKT/138
Double Row Bench Worktop Mounted Inset Screen Bracket. To mount inset screens below worksurface level on double row benches. Single bracket 2 required per screen	CN3/SBKT/48
Single Desk Worktop Mounted Screen Bracket. To mount full width and inset screens below worksurface level on single desks. Single bracket 2 required per screen	8BD/SBKT/46



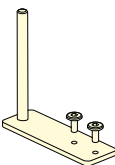
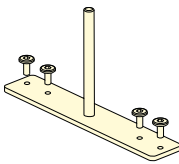
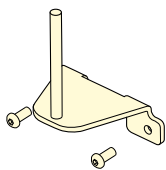
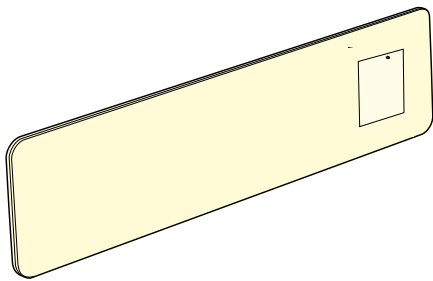
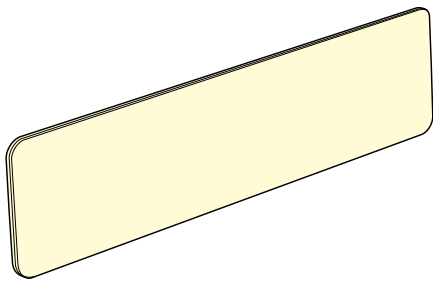
380mm high (1094mm overall from floor), 25mm thick fabric screen panel with raduised corners. 20mm gap between screen and MFC top for cable access on double row benches.

Add /A (or other) to the end of the code to denote band choice.  
For fabric options refer to [Fabric Specification Guide](#)

Width	Product Code
Non-pinnable fabric panel	
800mm	E/ST/0838
1000mm	E/ST/1038
1200mm	E/ST/1238
1400mm	E/ST/1438
1600mm	E/ST/1638
1800mm	E/ST/1838
Pinnable fabric panel	
800mm	E/SP/0838
1000mm	E/SP/1038
1200mm	E/SP/1238
1400mm	E/SP/1438
1600mm	E/SP/1638
1800mm	E/SP/1838

E Series screen fixings

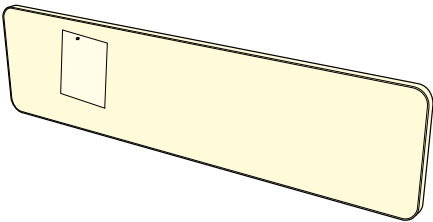
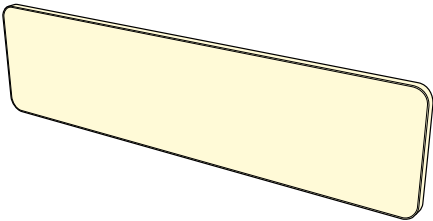
Description	Product Code
Connect3 End/Intermediate Leg Screen Bracket. To mount full width screens below worksurface level on benches. Single bracket 2 required per screen	CN3/SBKT/138
Double Row Bench Worktop Mounted Inset Screen Bracket. To mount inset screens below worksurface level on double row benches. Single bracket 2 required per screen	CN3/SBKT/48
Single Desk Worktop Mounted Screen Bracket. To mount full width and inset screens below worksurface level on single desks. Single bracket 2 required per screen	8BD/SBKT/46



L Series screens

380mm high (1094mm overall from floor), 25mm thick fabric screen with PVC surround trim. 50mm radiused corners. 20mm gap between screen and MFC top for cable access.

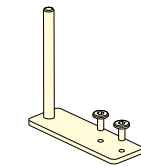
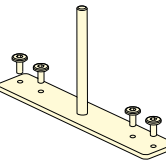
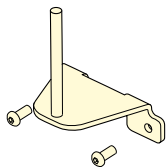
Add /W or /B for Black or White surround strip then add /A (or other) to the end of the code to denote band choice.  
For fabric options refer to [Fabric Specification Guide](#)



Width	Product Code
Non-pinnable fabric panel	
800mm	L/ST/0838
1000mm	L/ST/1038
1200mm	L/ST/1238
1400mm	L/ST/1438
1600mm	L/ST/1638
1800mm	L/ST/1838
Pinnable fabric panel	
800mm	L/SP/0838
1000mm	L/SP/1038
1200mm	L/SP/1238
1400mm	L/SP/1438
1600mm	L/SP/1638
1800mm	L/SP/1838

L Series screen fixings.

Description	Product Code
Connect3 End/Intermediate Leg Screen Bracket. To mount full width screens below worksurface level on benches. <i>Single bracket</i> <i>2 required per screen</i>	CN3/SBKT/138
Double Row Bench Worktop Mounted Inset Screen Bracket. To mount inset screens below worksurface level on double row benches. <i>Single bracket</i> <i>2 required per screen</i>	CN3/SBKT/48
Single Desk Worktop Mounted Screen Bracket. To mount full width and inset screens below worksurface level on single desks. <i>Single bracket</i> <i>2 required per screen</i>	8BD/SBKT/46



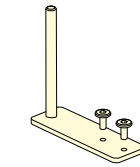
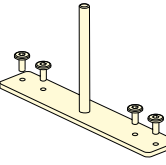
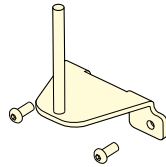
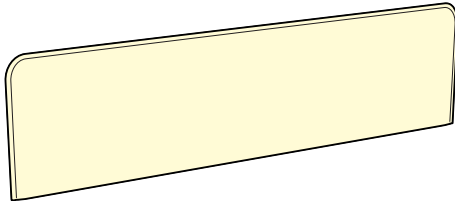
C Series screens

380mm high (1094mm overall from floor), 25mm thick fabric wrapped and stitched screen with 90mm radiused corners. For fabric options refer to [Fabric Specification Guide](#)

Width	Product Code
800mm	C/T1/0838
1000mm	C/T1/1038
1200mm	C/T1/1238
1400mm	C/T1/1438
1600mm	C/T1/1638
1800mm	C/T1/1838
2000mm	C/T1/2038

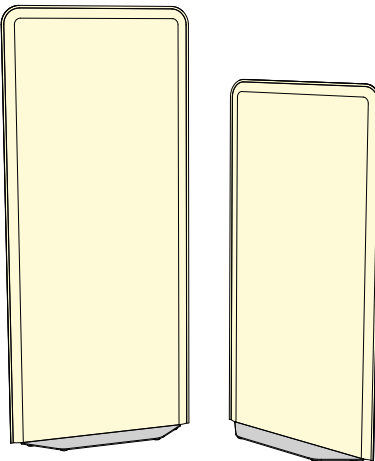
C Series screen fixings.

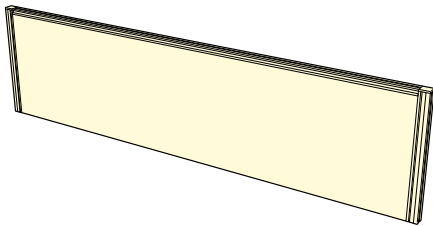
Description	Product Code
Connect3 End/Intermediate Leg Screen Bracket. To mount full width screens below worksurface level on benches. <i>Single bracket</i> <i>2 required per screen</i>	CN3/SBKT/138
Double Row Bench Worktop Mounted Inset Screen Bracket. To mount inset screens below worksurface level on double row benches. <i>Single bracket</i> <i>2 required per screen</i>	CN3/SBKT/48
Single Desk Worktop Mounted Screen Bracket. To mount full width and inset screens below worksurface level on single desks. <i>Single bracket</i> <i>2 required per screen</i>	8BD/SBKT/46



C Series Floor Standing Screens - 800mm Wide

Description	Product Code
1500mm high screen	C/FS/GLIDES/1500
1800mm high screen	C/FS/GLIDES/1800



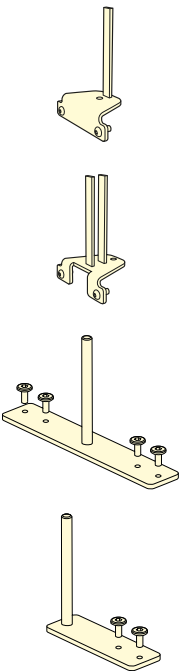
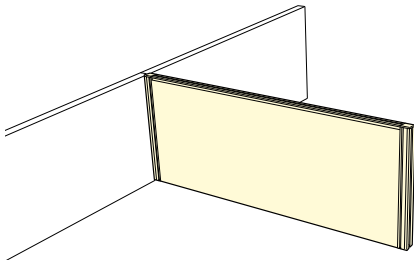


400mm high (1114mm overall from floor), 30mm thick fabric panel with three sided aluminium rail surround trim (top and sides). 20mm gap between screen and MFC top for cable access on double row benches. Add screen frame colour code (eg /W) then add /A (or other) to the end of the code to denote band choice.  
For fabric options refer to [Fabric Specification Guide](#)

Width	Product Code	List Price (£) for Fabric Band			
		Band A	Band B	Band C	Band D
Single slot tool rail screens with non-pinnable fabric panel					
800mm	T/TI/0840				
1000mm	T/TI/1040				
1200mm	T/TI/1240				
1400mm	T/TI/1440				
1600mm	T/TI/1640				
1800mm	T/TI/1840				

15mm shorter to fit at a right angle to the main screens along the spine of the bench. 368mm high (sitting on top of the worksurface, 1114mm overall from floor), 30mm thick with aluminium rail side trim and PVC top trim.  
Add screen frame colour code (eg /W) then add /A (or other) to the end of the code to denote band choice.  
For fabric options refer to [Fabric Specification Guide](#)

Width	Product Code
Single slot tool rail screens with non-pinnable fabric panel	
800mm	T/TI/0837R
1000mm	T/TI/1037R
1200mm	T/TI/1237R
1400mm	T/TI/1437R
1600mm	T/TI/1637R
1800mm	T/TI/1837R

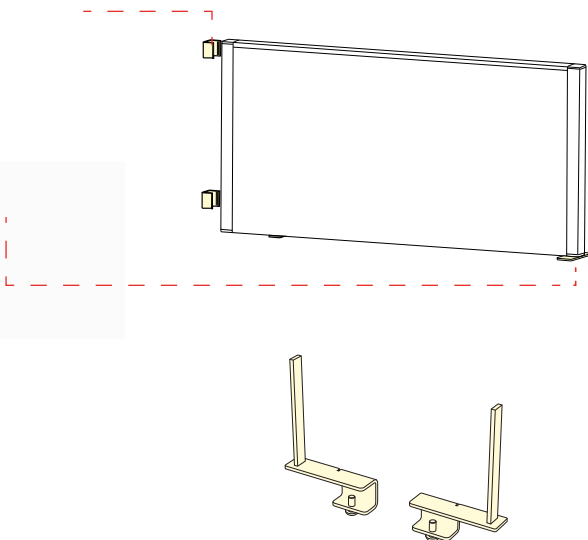


T Series screen fixings

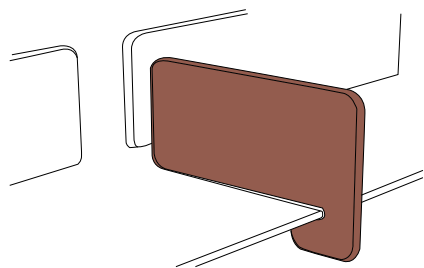
Description	Product Code
Connect3 End Leg Screen Bracket To mount full width screens below worksurface level. <b>Single Bracket</b> 1 required per end leg	CN3/SBKT/136
Connect3 Intermediate Leg Screen Bracket. To mount full width screens below worksurface level. <b>Single Bracket</b> 1 required per intermediate leg	CN3/SBKT/137
Double Row Bench Worktop Mounted Inset Screen Bracket. To mount inset screens below worksurface level on double row benches. <b>Single Bracket. 2 required per screen</b>	CN3/SBKT/48
Single Desk Worktop Mounted Screen Bracket. To mount full width and inset screens below worksurface level on single desks. <b>Single Bracket. 2 required per screen</b>	8BD/SBKT/46

T Series return screen fixings

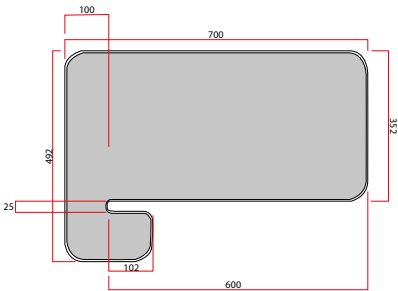
Description	Product Code
Shared Return Screen linking kit 1 kit required per screen, use with the screen foot or bracket set below	8BD/SA/LINK/KIT
Shared Return Screen Front Foot with rubber feet <b>Single bracket</b> 1 required per screen	8BD/SBKT/53
Pair of Single Return Screen Brackets <b>Pair of brackets</b> 1 pair required per screen	8BD/SBKT/30



# E Series clasp screen



E Series one -size fabric screen to define working zones on all 25mm tops. 25mm thick screen with 4mm fabric wrapped PVC surround trim. Push-on friction-fit for 25mm thick worksurfaces only - no fixing brackets required 352mm high from worksurface, 600mm deep from desk front edge. Add /A (or other) to the end of the code to denote band choice. For fabric options refer to [Fabric Specification Guide](#)



Description	Product Code				
		Band A	Band B	Band C	Band D
Clasp screen	E/C/600				

KI products are designed and manufactured to withstand the tough demands of work environments. Care and regular light cleaning will keep the furniture looking its best for many years.

IMPORTANT CARE & SAFETY INFORMATION

- Melamine/MFMDf and other decorative worksurfaces will naturally wear over time resulting in shiny patches, particularly parts that are regularly used for mouse control and where the worksurface comes into contact with clothes, skin etc.
- **Always use mouse mats to minimise the long-term effects of continuous contact and movement within the same area of the top.**
- Once the workstations/tables have been assembled, sited and wired they should not be moved
- Never attempt to drag them across the floor, which will stress and strain the end legs
- Avoid placing your furniture in direct sunlight, as sunlight causes fading
- Mats and coasters must be used as they offer the best protection from scratches, hot liquid and water marks
- Heavy office equipment such as printers should be placed on protective pads to avoid scratches to the worksurface
- Never drag heavy equipment across a worktop as this will damage the worksurface
- Do not immerse any part of the workstations/tables in water or any liquid
- Check all cords (power, control keypad, etc.) every 6 months to make sure there are no kinked, pinched or frayed wires



Should any items of furniture require repair, please contact KI (UK) Ltd for further information.

The guide below is intended to help where furniture has become marked or stained. Please check for colour fading in a discreet area when using any detergents or chemicals. Always follow the manufacturer of the cleaning products' instructions before use.

GENERAL CARE

Proper care and careful use are the best methods of maintaining the appearance and finish of any product. Any desk or table worksurface is vulnerable to scratching and damage.

Your workstations/tables metal understructure is finished with durable powder-coated paint. Worktops are generally Melamine Faced Chipboard (MFC) or Melamine Faced Medium Density Fibreboard (MFMDf) (laminated).

Other worktop finishes e.g. Lino or Fenix NTM® should be cleaned according to the manufacturer's instructions.

Apart from regular cleaning, KI workstations are considered to be maintenance free however the following should be observed during a bench's lifetime:

FRAMEWORK

- Where cleaning of the frame is required, a mild detergent solution should be used
- Harsh abrasives, acids, alkalis or bleaching products should not be used
- Touch-up paint in all standard KI colours is available to repair minor chips and scratches. Follow the instructions on the packaging to ensure the best results.

MFC/ MFMDf WORKTOPS

- Melamine faced worksurfaces will naturally wear over time, particularly parts that are regularly rubbed. Utilizing a mouse mat will protect against this natural wear and tear.
- Work tops are easy to maintain, simply use a damp cloth and a mild detergent or non-abrasive cleaner to keep the surface clean and hygienic
- Potential stains should be removed immediately (the use of abrasive cleaners should always be avoided)
- Use an all-purpose cleaner to remove ink stains, crayon and water-based paint marks
- Use thinners to remove oil-based paint stains (pour onto a soft cloth, not directly on the surface) - avoid contact with the worktop edging, as this will cause damage
- Never use excessive water to clean work surfaces. Wetness or excessive moisture can cause laminate worktops to swell, warp or appear to grow in thickness

SCREENS

A variety of privacy and divider screens are made of an aluminium frame and fabric or fabric covered board, some styles have a powder coated frame in matching or accent colours. The same regime applies for screens frames as it does for the rest of the bench frame. For screen fabrics please refer to the specific fabric manufacturer's website for cleaning and maintenance details. Here is some general advice:

- Fabrics can be regularly vacuumed to prevent build-up of dust and dirt on the fabric surface
- Get to spills and potential stains quickly. Mop up the excess liquid using kitchen roll or a damp cloth. Then clean using a branded upholstery shampoo, detergent or hand wash according to the fabric manufacturer's instructions
- Wipe down acrylic blade screens with a soft, damp cloth and a mild detergent or non-abrasive cleaner to keep the surface clean and hygienic



## WORKSTATIONS CONNECT3

### About KI

KI's furniture helps the world's leading organisations create happy, healthy, high performing working and learning environments. Bringing together good design, advanced engineering and sustainable resources, KI's products are durable, flexible and offer excellent value.

Founded in 1941, KI has grown to become one of the world's largest, most respected furniture manufacturing groups. KI's EMEA headquarters and showroom in Central London is supported by an established network of manufacturing facilities and distribution partners across the UK, Europe and the Middle East.

### KI (UK) Ltd

91 Goswell Road  
London  
EC1V 7EX  
Tel: +44 (0)20 7404 7441  
workplace@kieurope.com  
www.kieurope.com

*KI and Furnishing Knowledge are registered  
trademarks of Krueger International Inc*

