



# Maestro



20  
26

Brochure

# CONTENTS



Introducing Maestro	1
Stacking Information	3
Glide Options	5
Colours	7
Frame Finishes	9
Upholstery Options	11
Product Dimensions	15
Additional Information	17

## Introducing Maestro

Experience durability, comfort, and versatility with Maestro High Density Chairs. Designed for contemporary settings, these chairs offer a perfect blend of style and functionality. Whether you need seating for meeting rooms, libraries, halls, cafeterias, social areas or classrooms, Maestro is the ideal choice for multifunctional spaces that require adaptability.

Stackable up to an impressive 38 chairs on its transport dolly, Maestro maintains its sleek profile and can easily pass through standard door frames. This feature allows for efficient storage and effortless rearrangements to suit changing user needs. No matter the demands of your environment, Maestro chairs are built to withstand tough conditions while remaining lightweight for swift reconfiguration.

Crafted with solid steel rod frames and injection-moulded polypropylene seat shells, Maestro chairs boast exceptional durability. You can choose from a wide range of finishes to match your aesthetic preferences. To enhance comfort, optional upholstery is available, providing an extra layer of luxury.

Elevate your space with Maestro High Density Chairs – the perfect fusion of strength, comfort and adaptability.



## Stacking Information



- Stack up to 10 chairs on the floor (with / without upholstery)  
490 Width x 790 Depth x 985 Height (mm)
- Stack up to 38 chairs (15 upholstered) on the transport dolly.



- The transport dolly features two fixed and two swivel castors, with a welded tubular and plate steel framework powder coated in black.

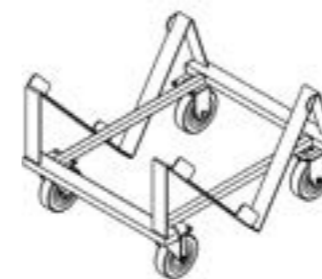


Retrofittable Dolly Handle

### Transport Dolly Dimensions (mm)

Dolly Dimensions (mm)  
570 Width x 650 Depth

Dolly Weight (kg)  
13.5



Transport Dolly

### Stacking on Dolly Dimensions (mm)

Polypropylene seat and backrest - 38 chairs  
585 Width x 1070 Depth x 2032 Height

Upholstered seat, polypropylene backrest - 15 chairs  
585 Width x 1070 Depth x 2032 Height

Fully upholstered (seat & backrest) - 15 chairs  
585 Width x 1070 Depth x 2032 Height

## Glide Options



Choose from multiple ganging and non-ganging glide options.



A. PVC/Rubber



B. Felt Glide



C. Steel



D. Polycarbonate (Lexan Linking)



E. Polycarbonate (Lexan)

We understand that selecting the appropriate glide for your specific needs is crucial. While we provide general guidelines based on testing and experience, we recommend considering site conditions, requirements, and the flooring manufacturer's recommendations to determine the most suitable glide for your application.

For further assistance, please feel free to request sample glides, allowing you to assess their performance firsthand.

Important Considerations for Glide Selection:

- **Floor Quality:** Different floor types vary in terms of materials and manufacturing processes. Higher-grade floors with better stain and abrasion resistance tend to offer superior performance.
- **Floor Preparation:** The quality and regular application of floor finish play a significant role in minimising wear. A high-quality finish acts as a lubricant between the chair and the floor, reducing potential damage.
- **Floor Maintenance:** Proper floor cleaning is essential to prevent any glide material from leaving marks. Using walk-off rigs near entrances and regularly cleaning the floors can significantly minimise floor damage. It's important to note that steel glides should not be exposed to wet or damp floors.
- **Damaged Glides:** Regularly inspecting the glides is crucial to prevent floor damage. Damaged, worn or debris-embedded glides should be replaced immediately to maintain the integrity of the flooring.

While these considerations provide general guidance, it is essential to assess your specific site conditions and consult the flooring manufacturer's recommendations to ensure the optimal glide selection for your application.

\*\* = Best Performance

\* = Acceptable Performance

NR = Not Recommended

Steel glides are not recommended for light coloured floors

Glide Material	Carpet	Resilient Flooring			Hard Flooring		
		Vinyl Sheet	VCT	Rubber	Ceramic Tile	Concrete	Hardwood
A. PVC/Rubber	NR	**	**	*	**	*	**
B. Felt Glide	NR	*	*	NR	*	*	**
C. Steel	**	*	*	*	NR	NR	NR
D. Polycarbonate (Lexan Linking)	**	*	*	*	**	*	NR
E. Polycarbonate (Lexan)	**	*	*	*	**	*	NR

Polypropylene  
& Frame Colours

Pantone 663c

Cottonwood

Pantone Warm Grey 1c

Light  
Tone

Pantone 413c

Sand

Pantone 7531c

Misty  
Brown

Pantone 7616c

Earthen  
Clay

Pantone 2212c

Surf's  
Up

Pantone 7545c

Twilight  
Shadow

Pantone 7477c

Everglade  
Shade

Pantone 7699c

Sky  
Blue

Pantone 2154c

Ultra  
Blue

Pantone 5517c

Hazy  
Jade

Pantone 5315c

Cool  
Grey

Pantone 423c

Warm  
Grey

Pantone Cool Grey 9c

\*Blue  
Grey

Pantone Black 7c

*\*Stocked with  
chrome frame*

*\*Flannel*

Pantone 377c

Zesty  
Lime

Pantone 2597c

Mardi  
Gras

Pantone 7448c

Purple  
Haze

Pantone 4145c

\*Nordic

Pantone 426c

\*Black

Pantone 122c

Rubber  
Ducky

Pantone 2006c

Honey  
Bee

Pantone 7579c

Nemo

Pantone 1797c

Poppy  
Red

Pantone 7622c

Cayenne

7

8

# Frame Finishes

## Powder Coat Finishes

Frames can be powder coated to match the standard polypropylene colours. Additionally, they are available in a range of chrome and metallic finishes below.

Espresso  
Metallic

Bronze  
Metallic

Glitz  
Metallic

Starlight Silver  
Metallic

Champagne  
Metallic

Chrome

Optional seat pad and upholstered backrest available in multiple fabric and vinyl options, with plastic bumpers fitted to protect upholstery when stacked.

Find up to date upholstery options [here](#).

Upholstery  
Options



- Slip-Resistant textured surface
- Solid wire rod construction

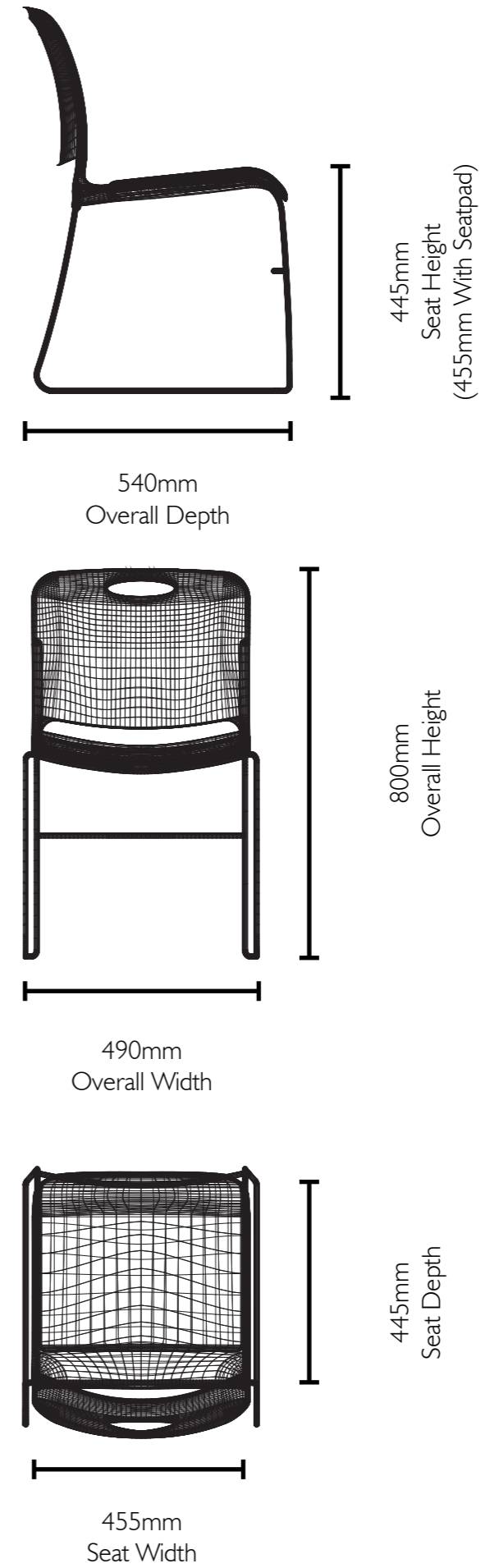


- Integrated contoured grab handle for effortless lifting and movement.
- Chrome and coloured frames available.

# Product Dimensions



- Waterfall seat edge and two-piece injection moulded polypropylene seat and backrest.



## Additional Information

### KI (UK) Ltd Rights & Warranties

15-year warranty.

Refer to our website for full details:

### Environmental Overview

Recycled Content Summary (averaged):

\*product recyclability is dependent on local programmes.

Recycled Content Summary (averaged):

Material*	Average Weight %	Recycled Content %	Post-Consumer		Pre-Consumer		Can be recycled?*
			%	% Weight	%	% Weight	
Steel	56	25	12	6.7	13	7.3	Yes
Polypropylene	44	20	20	8.8	-	-	Yes
<b>Sub Total</b>	100		<b>15.5</b>		<b>7.3</b>		
<b>Total Overall Recycled Content</b>			<b>22.8</b>				

### Packaging Material

Packaging options help to support LEED NC & CI - MR 2.1 & MR 2.2 Construction Waste Management or LEED EB - MR Prerequisite 1.1 Source Reduction and Waste Management.	Recycled Content %	% Post-Consumer	% Pre-Consumer	Can be recycled?*
Corrugated Packaging (From SCS Sources)	60	59	1	Yes

Disclaimer: The numbers presented may vary depending on the model and options selected. The calculations of recycled content are based on data provided by suppliers and other available information. This data may include industry averages, ranges or other broadly based information.

KI takes a conservative approach when compiling information to provide the most accurate recycled content calculations. Please note that this document will be periodically reviewed and updated and is subject to change without notice.

### End-of-Life Recycling & Reuse

KI is committed to selecting materials that can be recycled at the end of a product's lifecycle. The design of our products facilitates easy disassembly, allowing for the separation of components that can be sent to local recycling facilities. At KI, we prioritise sustainability and strive to make environmentally responsible choices throughout our product lifecycle.

### Certifications & Standards

- Indoor Advantage™ Gold** - Furniture  
 This product has been independently assessed by [SCS Global Services](#) to be certified for low volatile organic compound (VOC) emissions. The Indoor Advantage™ Gold standard aligns with both ANSI/BIFMA M7.1 and X7.1, and CA01350. Suitable for projects aiming to achieve [SKA](#), [BREEAM](#), [WELL](#), [LEED v4](#) and more.

LEED low-emitting materials credits  
WELL Credit 04; VOC Reduction

- BS 4875**  
 Strength and durability
- BS 7945**  
 Stability
- ANSI/BIFMA e3 level**  
 Furniture Sustainability Standard

Suitable for projects aiming to achieve SKA, BREEAM, WELL, LEED v4 and more.

- Ergonomics**  
 Identify activities and benefits of ergonomics in furnishings, equipment, and education.
- Weight Rating**  
 400 pounds / 181.4kg  
 Seat's functional weight rating based on testing conducted by and within KI's accredited test lab.

### Design Resources

Access image libraries, certificates, CAD/Revit models, certificates and more on [kieurope.com/maestro](#)

### Care & Maintenance Instructions

Proper care and careful use are the best methods of maintaining the appearance and finish of any product.

### Polypropylene shells

- To clean poly shells, use a soft cloth, mild soap detergent and lukewarm water. Avoid solvents, citrus/orange-based cleaners or heavy-duty kitchen cleaners.
- Stubborn spots like chewing gum can be removed with cigarette lighter fluid. Wipe dry immediately.

- For light cleaning and restoring lustre to smooth surfaces, use a non-abrasive all-purpose cleaner with anti-static properties.
- High-quality wax can be used to restore lustre and protect the finish.

#### **Powder Coated & Chrome Metal Frames:**

- To remove chewing gum or stubborn spots, use cigarette lighter fluid. Apply the fluid and immediately wipe dry.
- It is recommended to protect frames from water and salt exposure.

#### **Gloss Finish Frames:**

- Use a silicon-based spray polish for cleaning.
- For thin surface scratches, wipe with thinners (pour onto a soft cloth, not directly on the surface) or spray with clear lacquer.
- For deep scratches, sand with emery paper, clean and repaint with appropriate spray gloss or matte paint.
- Note: Colour match is critical; spray onto white photocopy paper and check the colour before spraying.

#### **Laminate Surfaces:**

- Use an all-purpose cleaner to remove ink stains, crayon and water-based paint marks.
- Use thinners to remove oil-based paint stains (pour onto a soft cloth, not directly on the surface).
- For superficial surface scratches use

linseed oil (not for deep scratches).

- Note: Do not wipe any PVC edging with thinners, as it may cause damage. Avoid excessive water on work surfaces, as it can cause warping or changes in thickness.

#### **Maintenance Guidelines for Upholstery**

##### **Vinyl fabric**

- Use normal dishwashing liquid with warm water and a soft cloth.
- Dry with a clean, soft cloth.

##### **Polyester & Wool Fabric**

For wet stains, use dry carpet pellets or powder. Allow it to dry and then brush off or vacuum. Use a standard upholstery cleaner for general cleaning. Please follow these guidelines to ensure the proper care and maintenance of your furniture's frames and upholstery.

#### **Packaging & Shipping**

Product	Units per pallet	Pallet weight*	Pallet dimensions* (mm, LxWxH)
Maestro	60	418kg	1100 x 1200 x 1700



**KI (UK) Ltd**  
91 Goswell Road  
London,  
EC1V 7EX

[kieurope.com/maestro](http://kieurope.com/maestro)  
020 7404 7441  
[info@kieurope.com](mailto:info@kieurope.com)