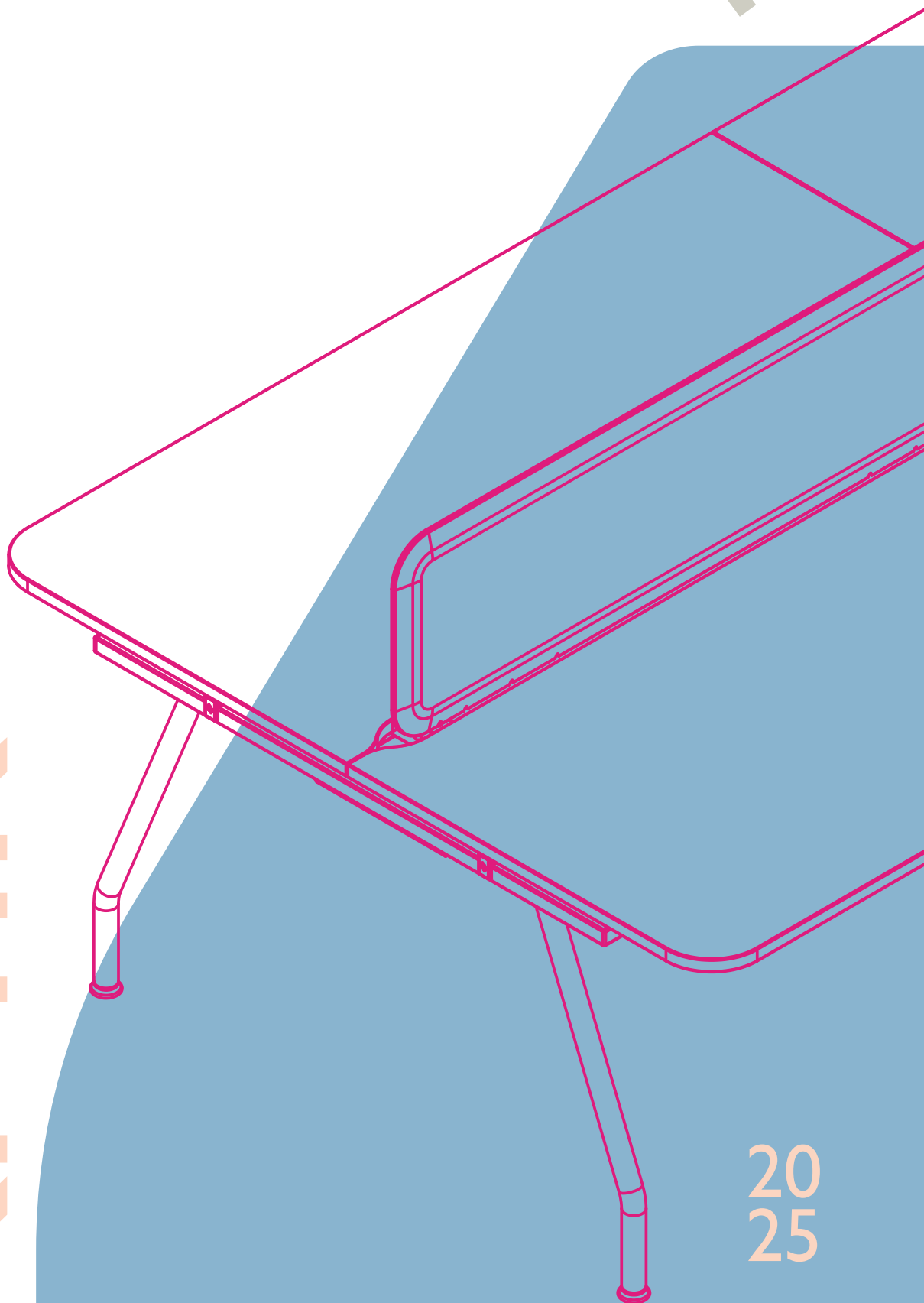




KI-ink



20
25

Brochure



CONTENTS

Introducing Kl-nk	6
Tables	8
Workstations	12
Seating	16
Personalise Your Workspace	20
Understructure Finishes	24
Worktop Finishes	26



Meet KI-nk: a range of tables, workstations and seating designed to foster collaboration with its distinctive yet simple design.

With its signature 38mm tubular kinked leg, KI-nk is a standout collection of furniture that's both practical and stylish. Available as a table, workstation and seating collection, KI-nk offers versatility to suit a variety of environments. Whether you're outfitting a meeting room, library, breakout space, office, reception or a café area, KI-nk offers the perfect solution.

Introducing KI-nk:
Where Style Meets Versatility



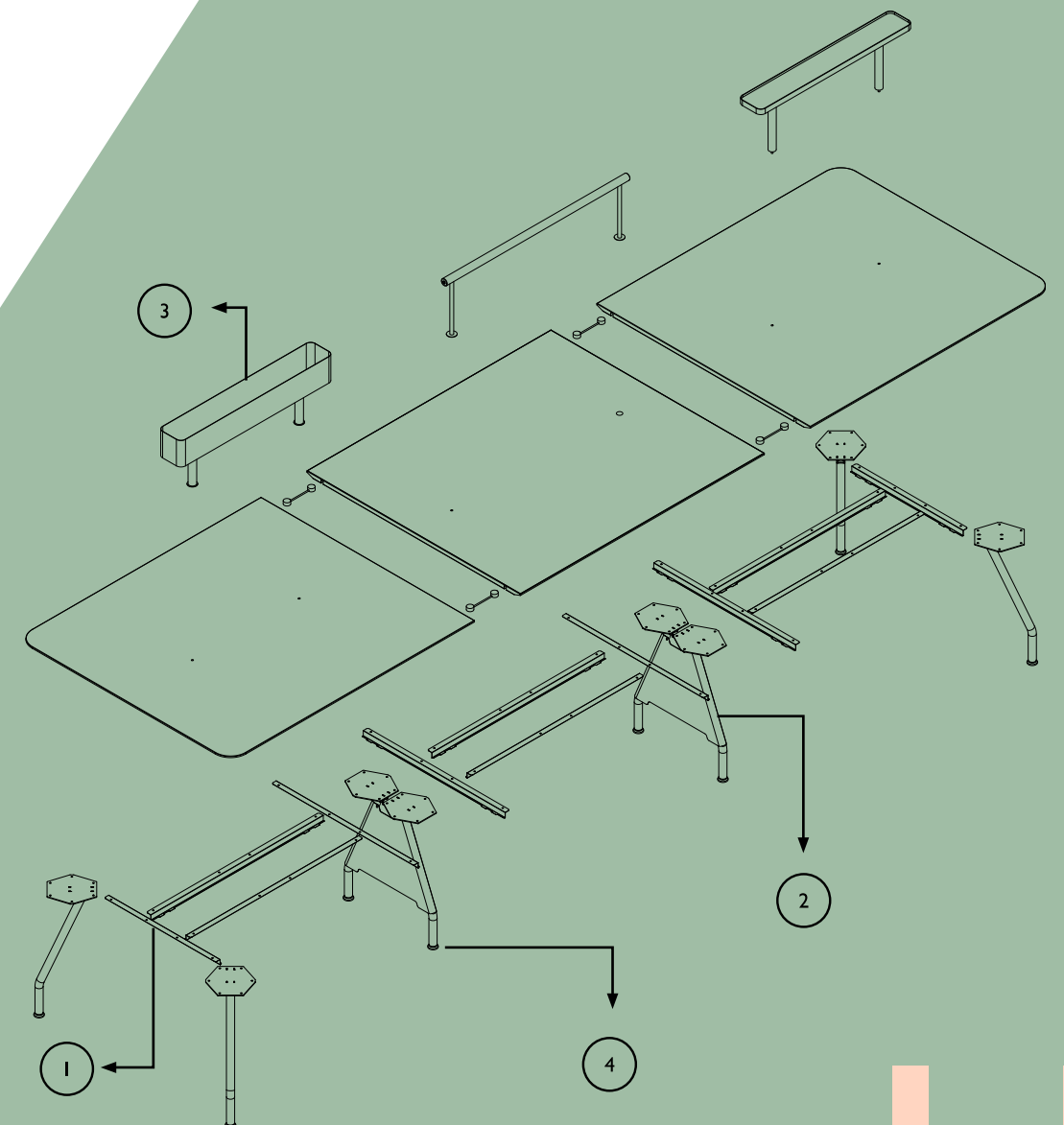


Tables



- ① Modular table system available in circular, square and trapazoidal configurations.
- ② KI-nk pillar leg.
- ③ Optional accessories including planter, shelf and lighting.
- ④ Castors available on four leg iterations.

The KI-nk table collection utilises KI's unique versatile KI-nk pillar leg with robust metal-to metal fixings. These tables are perfect for meeting rooms, libraries, breakout, reception, and café areas.



Workstations

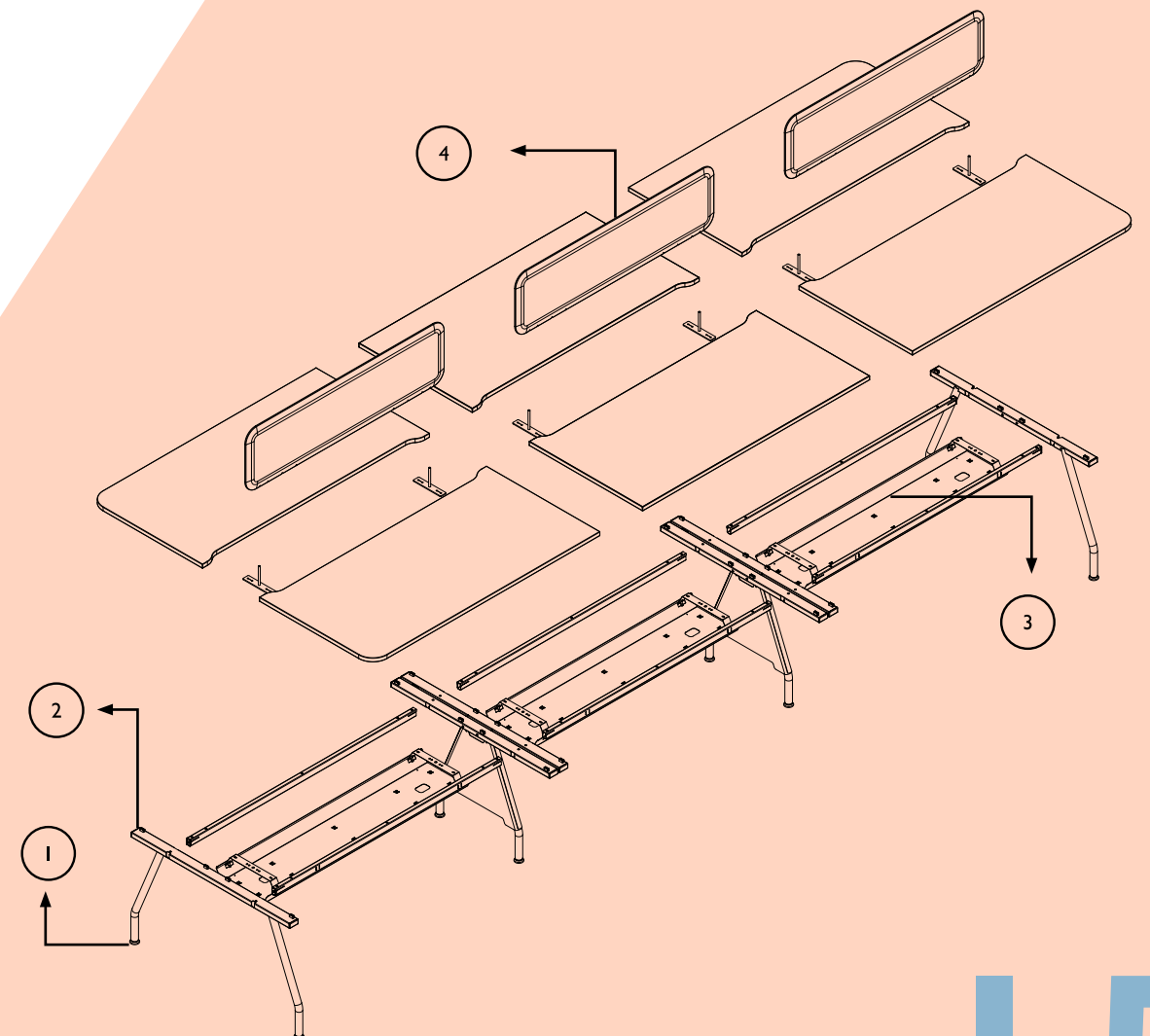
12

13



- ① Modular workstation system, available as a single row or back-to-back configurations
- ② Steel understructure with end legs and shared intermediate legs.
- ③ High capacity horizontal and vertical cable management.
- ④ Optional accessories including privacy screens, planters and lighting.

Quick and easy to assemble, KI-nk desks & benches feature a simple yet robust single rail understructure with 38mm tubular kinked leg

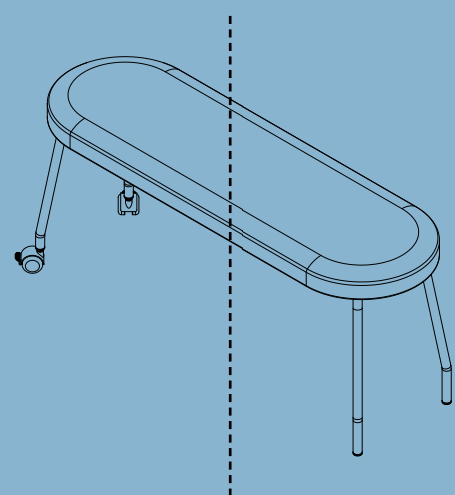
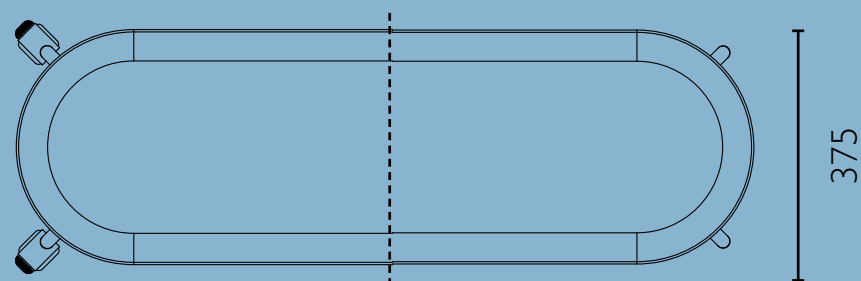
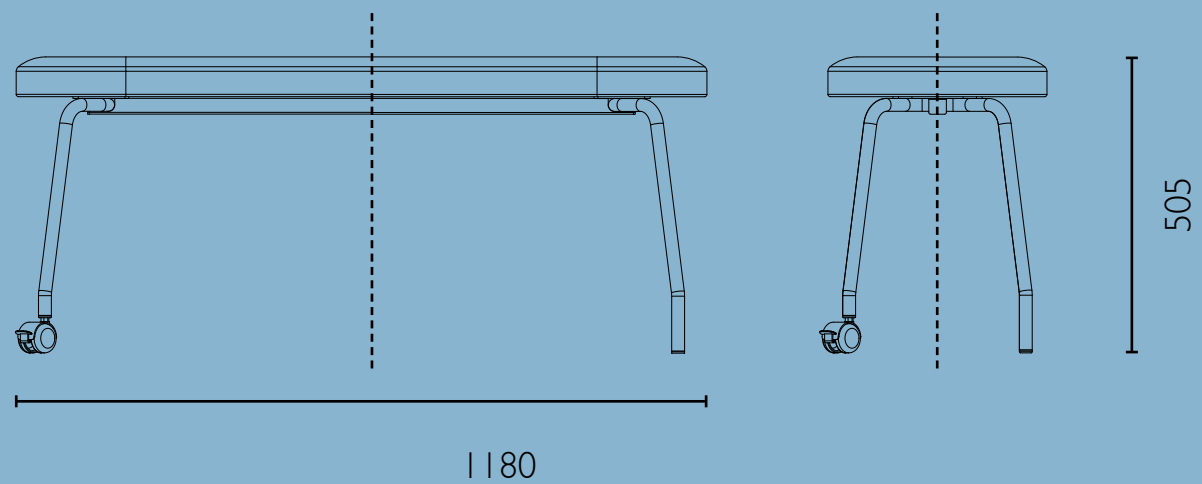


Seating

16

17

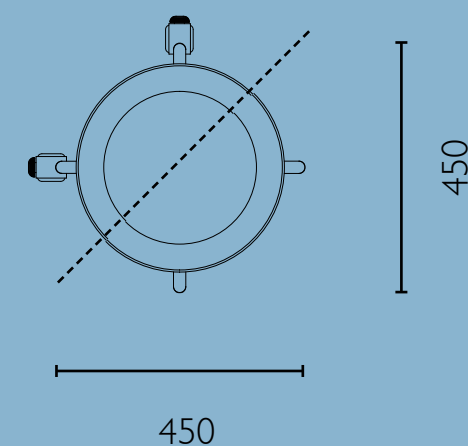
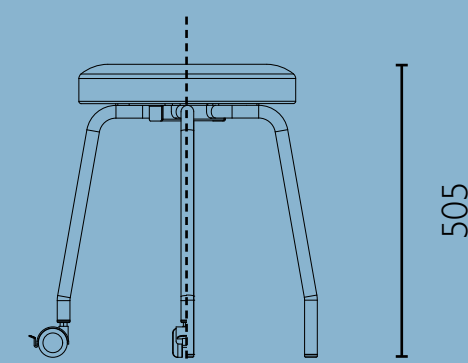
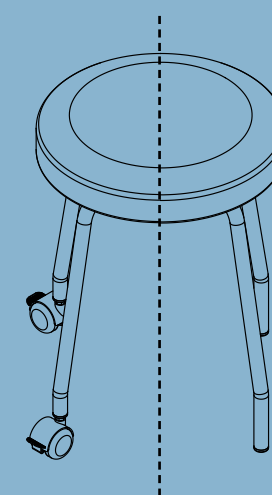




Bench Iteration
(mm)

Using 22mm tubular steel legs, the stool and bench system has been designed to fit perfectly within any of the tables in the collection.

Available with or without castors.



Stool Iteration
(mm)



Personalise Your
Workspace

20




21

Kl-nk seamlessly integrates a variety of accessories, including dimmable tubular lamps, planter boxes, shelves, privacy screens, castors and cable management options.

Whether you're aiming for a minimalist aesthetic or seeking maximum functionality, Kl-nk lets you create the ideal workspace for your team.

Customise your workspace with Kl-nk's range of sizes and shapes, including circular, square, rectangular and trapezoidal options. Choose between square edges, chamfered edges and rounded corners, as well as contrasting colour edges to match your style preferences effortlessly. With easy reconfiguration options, the table collection adapts to your evolving workspace needs, providing flexibility without compromise.







Stone Grey

Light Grey

Graphite

White

Natural Maple

Tiepolo Walnut

Beech

Oiled Kendal Oak

Light Sorano Oak

Standard
Worktop Finishes

MFC/MFMDf

Worktops:

Melamine faced chipboard (MFC) or Melamine faced medium density fibreboard (MFMDf) worktops are known for their durability and practicality. However, to maintain their appearance and prolong their lifespan, it's essential to follow these care guidelines:

- **Natural Wear:** Over time, melamine faced work surfaces may exhibit signs of wear, particularly in areas that are regularly rubbed. To minimise this natural wear and tear, we recommend using a mouse mat to protect high-contact areas.
- **Cleaning:** Worktops are easy to maintain with regular cleaning. Simply use a damp cloth and a mild detergent or non-abrasive cleaner to keep the surface clean and hygienic.
- **Stain Removal:** Promptly remove any potential stains to prevent them from setting. Avoid using abrasive cleaners, as they can damage the surface. Instead, use an all-purpose cleaner to tackle ink stains, crayon marks and water-based paint marks.
- **Oil-Based Stains:** For oil-based paint stains, use thinners applied onto a soft cloth (avoiding direct contact with the worktop edging to prevent damage). Carefully wipe the affected area, ensuring thorough removal of the stain.

- **Excessive Water:** Avoid using excessive water when cleaning work surfaces, as prolonged exposure to moisture can cause laminate worktops to swell, warp or appear thicker. Always wipe dry immediately after cleaning to prevent moisture-related issues.
- By following these simple care instructions, you can ensure that your MFC/MFMDf worktops remain in optimal condition, maintaining their functionality and aesthetics for years to come.

KI (UK) Ltd
New Fetter Place
8-10 New Fetter Lane
London,
EC4A 1AZ

kieurope.com
020 7404 7441
info@kieurope.com

