

JANUARY 2026



CLUBHOUSE

SPECIFICATION GUIDE



General specifications

Clubhouse offers a range of unique features that set it apart from other office pod systems. One key feature is its chamfered posts and edges throughout the frame which give it a sleek and modern look. The acoustic qualities are also accentuated with 10mm glass panels, providing a quiet and private environment for meetings and phone calls. Clean lines and few visible fixtures contribute to its modern and streamlined design. With unlimited configurations Clubhouse is highly customisable, from small single booths to multiple rooms. Its solid structure and sturdiness provide a reliable and secure workspace.

Clubhouse offers a range of optional add-ons to customise your workspace to meet your specific needs including a retractable roof which is not only a great design feature but also fire safety compliant. An open-ended room is available and multiple finish selections provide the option to add colour and texture to the workplace. Finally, Clubhouse provides a great sound-insulated phone booth without requiring an added structured floor and is DDA compliant, ensuring it is accessible to all.



Please refer to www.kieurope.com/pods-booths-rooms/clubhouse/ for product finishes.

Warranty Details

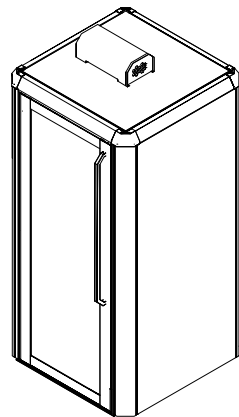
Steel frames - 25 Years
Steel storage - 25 Years



Indoor Advantage Gold - Furniture
This product is certified to Indoor Advantage Gold - Furniture, making it suitable for many building rating systems, including LEED v4, BREEAM, & WELL Building.

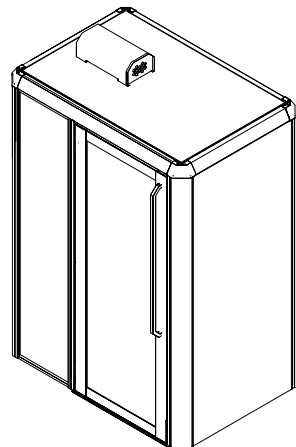
Preconfigured rooms

Personal Pod with glazed door, one glazed walls & two fabric walls. Ecophon acoustic ceiling kit incorporating air flow circulation system and LED lighting controlled by PIR motion detection sensor.



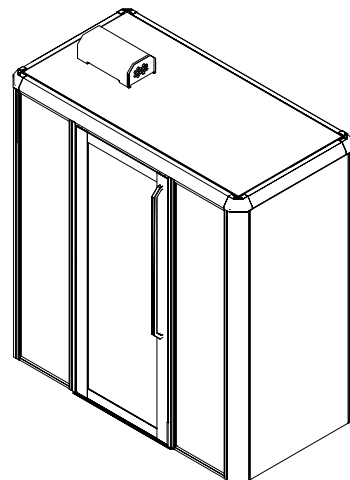
| Product Code | Size |
|----------------|-------------|
| CLH/BOOTH/1000 | 1000x1000mm |
| CLH/BOOTH/1140 | 1140x1140mm |

Solo Sanctuary 1600x1140mm with glazed door, threee fabric panels & wall mounted power outlets. Ecophon acoustic ceiling kit incorporating air flow circulation system and LED lighting controlled by PIR motion detection sensor.



| Product Code | Size |
|---------------------|-------------|
| CLH/BOOTH/1660-1140 | 1660x1140mm |

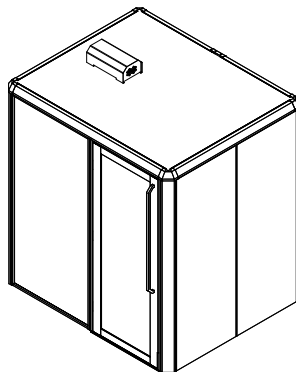
Hush Hideout 2180x1140mm with glazed with door, three fabric panels, vertical power rail & wall mounted power outlets and worksurface. Ecophon acoustic ceiling kit incorporating air flow circulation system and LED lighting controlled by PIR motion detection sensor.



| Product Code | Size |
|-----------------------|-------------|
| CLH/BOOTH/2180-1140/1 | 2180x1140mm |

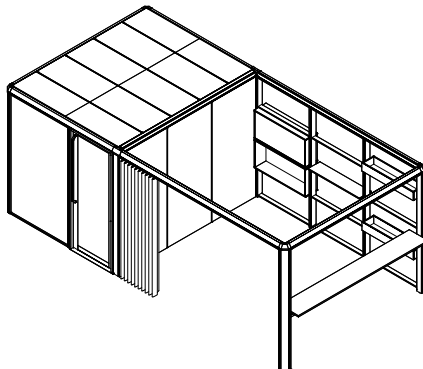
Preconfigured rooms

DDA compliant Remote Conferencing Room 2180x1800mm with glazed with door, three fabric panels, wall mounted power outlets and worksurface. Ecophon acoustic ceiling kit incorporating air flow circulation system and LED lighting controlled by PIR motion detection sensor.



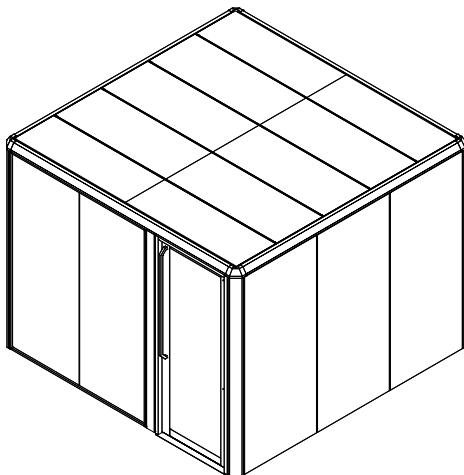
| Product Code | Size |
|-----------------------|-------------|
| CLH/BOOTH/2180-1800/1 | 2180x1800mm |

Brainstorm Bay double room with bartop 5900x3000mm. Three fabric walls, one glazed wall with door & Ecophon acoustic ceiling kit incorporating air flow circulation system and LED lighting controlled by PIR motion detection sensor. Open shelving wall room. Excludes MFC planters and boxes.



| Product Code | Size |
|----------------------|-------------|
| CLH/DOUBLE/5900-3000 | 5900x3000mm |

Collaborative Coves, one glazed wall with door, two fully glazed walls and fabric panel wall. Includes Ecophon acoustic ceiling kit incorporating air flow circulation system and LED lighting controlled by PIR motion detection sensor.



| Product Code | Size |
|-----------------|-------------|
| CLH/3000/3000/1 | 3000x3000mm |
| CLH/3600/4000/1 | 3600x4000mm |

KI products are designed and manufactured to withstand the tough demands of work environments. Care and regular light cleaning will keep the furniture looking its best for many years.

IMPORTANT CARE & SAFETY INFORMATION

- Melamine/MFMDf and other decorative worksurfaces will naturally wear over time resulting in shiny patches, particularly parts that are regularly used for mouse control and where the worksurface comes into contact with clothes, skin etc.
- **Always use mouse mats to minimise the long-term effects of continuous contact and movement within the same area of the top.**
- Once the workstations/tables have been assembled, sited and wired they should not be moved
- Never attempt to drag them across the floor, which will stress and strain the end legs
- Avoid placing your furniture in direct sunlight, as sunlight causes fading
- Mats and coasters must be used as they offer the best protection from scratches, hot liquid and water marks
- Heavy office equipment such as printers should be placed on protective pads to avoid scratches to the worksurface
- Never drag heavy equipment across a worktop as this will damage the worksurface
- Do not immerse any part of the workstations/tables in water or any liquid
- Check all cords (power, control keypad, etc.) every 6 months to make sure there are no kinked, pinched or frayed wires



Should any items of furniture require repair, please contact KI (UK) Ltd for further information.

The guide below is intended to help where furniture has become marked or stained. Please check for colour fading in a discreet area when using any detergents or chemicals. Always follow the manufacturer of the cleaning products' instructions before use.

GENERAL CARE

Proper care and careful use are the best methods of maintaining the appearance and finish of any product. Any desk or table worksurface is vulnerable to scratching and damage.

Your workstations/tables metal understructure is finished with durable powder-coated paint. Worktops are generally Melamine Faced Chipboard (MFC) or Melamine Faced Medium Density Fibreboard (MFMDf) (laminated).

Other worktop finishes e.g. Lino or Fenix NTM® should be cleaned according to the manufacturer's instructions.

Apart from regular cleaning, KI workstations are considered to be maintenance free however the following should be observed during a bench's lifetime:

FRAMEWORK

- Where cleaning of the frame is required, a mild detergent solution should be used
- Harsh abrasives, acids, alkalis or bleaching products should not be used
- Touch-up paint in all standard KI colours is available to repair minor chips and scratches. Follow the instructions on the packaging to ensure the best results.

MFC/ MFMDf WORKTOPS

- Melamine faced worksurfaces will naturally wear over time, particularly parts that are regularly rubbed. Utilizing a mouse mat will protect against this natural wear and tear.
- Work tops are easy to maintain, simply use a damp cloth and a mild detergent or non-abrasive cleaner to keep the surface clean and hygienic
- Potential stains should be removed immediately (the use of abrasive cleaners should always be avoided)
- Use an all-purpose cleaner to remove ink stains, crayon and water-based paint marks
- Use thinners to remove oil-based paint stains (pour onto a soft cloth, not directly on the surface) - avoid contact with the worktop edging, as this will cause damage
- Never use excessive water to clean work surfaces. Wetness or excessive moisture can cause laminate worktops to swell, warp or appear to grow in thickness



CLUBHOUSE

KI (UK) Ltd
91 Goswell Road
London
EC1V 7EX
Tel: +44 (0)20 7404 7441
workplace@kieurope.com
www.kieurope.com

*KI and Furnishing Knowledge are registered
trademarks of Krueger International Inc*

