

Meet4 Tables


KI

20
26

Brochure



CONTENTS



Introducing Meet4	1
Meet4 Features	7
Product Dimensions	9
Finishes	11
Additional Information	13

Introducing Meet4 Tables


From the lunchroom to the boardroom, Meet4 Tables offer a versatile and affordable solution for any space. These adaptable meeting tables are ideal for meeting rooms, collaborative spaces, and flexible work environments. With a lightweight yet durable understructure, they are available with square or round legs at standard or poseur height.

For added convenience, Meet4 Tables can be configured with castors for mobile applications. They can also be extended to extra-long lengths with split worktops and intermediate legs, making them a practical choice for dynamic settings.



Made in the UK

Meet4 Features



Available with square or round legs



Standard & poseur height options



25 year warranty,
5 year warranty on worksurfaces



Wide range of widths and lengths



Mobile with optional castors



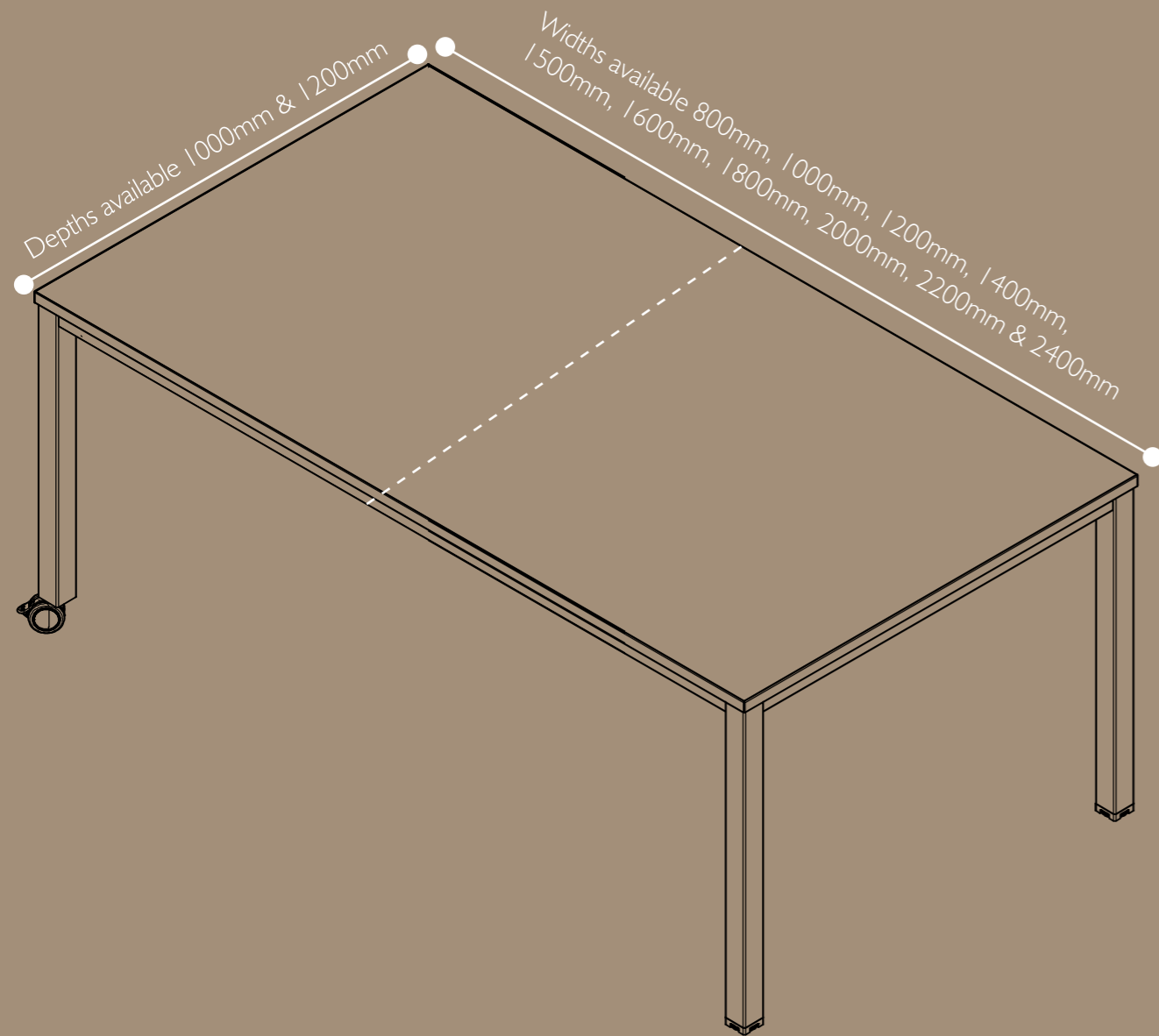


Optional cable trays and grommets



Dimensions with 6 or more legs available

Product Dimensions



Mobile versions available with castors

*Dimensions are for 4 Leg Tables,
Larger sizes can be accomodated with 6 legs or more.
Round leg tables are also available.

Meet4 Finishes

Traffic White	Anthracite Grey	Traffic Black	Black Grey
Stone Grey	Grey Beige	Reed Green	Pale Green
Silver Grey	Green Blue	Oxide Red	Raw Steel
Standard Understructure Finishes			

Black	Graphite	Stone Grey	Taupe Grey
Light Grey	White	Reed Green	Grey Nebraska Oak
Silver Liberty Elm	Natural Noble Elm	Verade Oak	Gold Craft Oak
Ferrara Oak / Light Sorano Oak	Maple	Classic / Bavaria Beech	Natural Carini Walnut
Standard Worktop Finishes			
Natural Kendal Oak			

Care & Maintenance

IMPORTANT CARE & SAFETY INFORMATION

- Melamine/MFMDF and other decorative worksurfaces will naturally wear over time resulting in shiny patches, particularly parts that are regularly used for mouse control and where the worksurface comes into contact with clothes, skin etc.
- Always use mouse mats to minimise the long-term effects of continuous contact and movement within the same area of the top.
- Once the workstations/tables have been assembled, sited and wired they should not be moved.
- Never attempt to drag tables across the floor, this will stress and strain the end legs.
- Avoid placing your furniture in direct sunlight, as sunlight causes fading.
- Mats and coasters must be used as they offer the best protection from scratches, hot liquid and water marks.
- Heavy office equipment such as printers should be placed on protective pads to avoid scratches to the worksurface.
- Never drag heavy equipment across a worktop as this will damage the worksurface
- Do not immerse any part of the workstations/tables in water or any liquid.
- Check all cords (power, control keypad, etc.) every 6 months to make sure there are no kinked, pinched or frayed wires.

Should any items of furniture require repair, please contact KI (UK) Ltd for further information.

GENERAL CARE

Proper care and careful use are the best methods of maintaining the appearance and finish of any product. Any desk or table worksurface is vulnerable to scratching and damage.

Your workstations / tables metal understructure is finished with durable powder-coated paint. Worktops are generally Melamine Faced Chipboard (MFC) or Melamine Faced Medium Density Fibreboard (MFMDF) (laminated).

Other worktop finishes e.g. Lino or Fenix NTM® should be cleaned according to the manufacturer's instructions.

Apart from regular cleaning, KI workstations are considered to be maintenance free however the following should be observed during a bench's lifetime:

FRAMEWORK

- Where cleaning of the frame is required, a mild detergent solution should be used.
- Harsh abrasives, acids, alkalis or bleaching products should not be used.
- Touch-up paint in all standard KI colours is available to repair minor chips and scratches. Follow the instructions on the packaging to ensure the best results.

MFC/ MFMDF WORKTOPS

- Melamine faced worksurfaces will naturally wear over time, particularly parts that are regularly rubbed. Utilising a mouse mat will protect against this natural wear and tear.
- Worktops are easy to maintain, simply use a damp cloth and a mild detergent or non-abrasive cleaner to keep the surface clean and hygienic.
- Potential stains should be removed immediately (the use of abrasive cleaners should always be avoided).
- Use an all-purpose cleaner to remove ink stains, crayon and water-based paint marks.
- Use thinners to remove oil-based paint stains (pour onto a soft cloth, not directly on the surface) - avoid contact with the worktop edging, as this will cause damage.
- Never use excessive water to clean work surfaces. Wetness or excessive moisture can cause laminate worktops to swell, warp or appear to grow in thickness.



KI (UK) Ltd
91 Goswell Road
London,
EC1V 7EX

kieurope.com/meet4
020 7404 7441
info@kieurope.com