

JANUARY 2025



KI-nk TABLES & SEATING

SPECIFICATION GUIDE



MADE IN THE UK



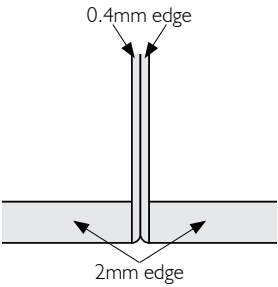
Page 3	General Specifications
Page 4	Circular Tables
Page 5	Square Tables
Page 6-9	Rectangular Tables
Page 10-12	Individual Legs Accessories
Page 13	Seating
Page 14-15	Care & Maintenance

KI-nk Table System

38mm tubular leg steel kinked leg brackets are bolted to the worktop. These tables are perfect for meeting rooms, executive offices, breakout, reception and cafe areas.

Available as standard 740mm high with castor option for four leg configurations.

All worktops come as standard with 2mm ABS matching edge. Contrasting colour edges are available and tables with multiple tops can be specified with thinner edging where they adjoin for an additional upcharge. Please confirm if this required with your Sales Manager when ordering.



Finishes

Please refer to www.kieurope.com for standard product finishes.


Warranty Details

Steel understructure - 25 Years
Worksurfaces - 5 Years

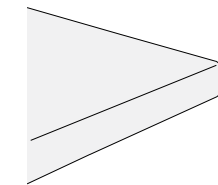


Indoor Advantage Gold - Furniture
This product is certified to Indoor Advantage Gold - Furniture, making it suitable for many building rating systems, including LEED v4, BREEAM, & WELL Building.

Circular tables - MFC




Square edge
MFC Worktops



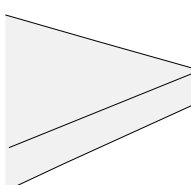
25mm worktop and understructure. For cable management options, please see pages 10-11. For mobile versions on four leg tables only add **/MOB** to the code. Additional upcharge £160 per table.
*Cable trays not available on this size.

Size	Description	Product Code
1000mm	4 leg, 1000mm diameter top*	KNK/1000/R/MFC
1200mm	4 leg, 1200mm diameter top*	KNK/1200/R/MFC
1400mm	4 leg, 1400mm diameter top	KNK/1400/R/MFC
1600mm	4 leg, 1600mm diameter top	KNK/1600/R/MFC
1800mm	4 leg, 1800mm diameter top	KNK/1800/R/MFC

740mm high square tables - MFC



Square edge
MFC Worktops




25mm worktop and understructure. For cable management options, please see pages 10-11. For mobile versions on four leg tables only add **/MOB** to the code. Additional upcharge £160 per table.
*Cable trays not available on this size

Size	Description	Product Code
800mm	4 leg, 800mm x 800mm*	KNK/0808/MFC
1000mm	4 leg, 1000mm x 1000mm*	KNK/1010/MFC
1200mm	4 leg, 1200mm x 1200mm	KNK/1212/MFC
1400mm	4 leg, 1400mm x 1400mm	KNK/1414/MFC
1600mm	4 leg, 1600mm x 1600mm	KNK/1616/MFC

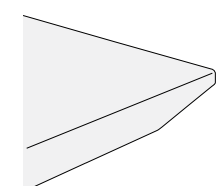
For square tables with radius corners, add **/R100** to the end of the product code.



Circular tables - MDF




Chamfered edge
MDF Worktops

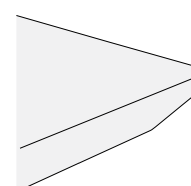


Size	Description	Product Code
1000mm	4 leg, 1000mm diameter top*	KNK/1000/R/MDF
1200mm	4 leg, 1200mm diameter top*	KNK/1200/R/MDF
1400mm	4 leg, 1400mm diameter top	KNK/1400/R/MDF
1600mm	4 leg, 1600mm diameter top	KNK/1600/R/MDF
1800mm	4 leg, 1800mm diameter top	KNK/1800/R/MDF

740mm high square tables - MDF



Chamfered edge
MDF Worktops



Size	Description	Product Code
800mm	4 leg, 800mm x 800mm*	KNK/0808/MDF
1000mm	4 leg, 1000mm x 1000mm*	KNK/1010/MDF
1200mm	4 leg, 1200mm x 1200mm	KNK/1212/MDF
1400mm	4 leg, 1400mm x 1400mm	KNK/1414/MDF
1600mm	4 leg, 1600mm x 1600mm	KNK/1616/MDF

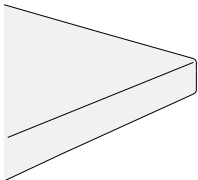
For square tables with radius corners, add **/R100** to the end of the product code.



Rectangular tables - MFC



Square edge
MFC Worktops



For rectangular
tables with
radius corners,
add **/R100** to
the end of the
product code.

25mm worktop and understructure. For cable management options, please see pages 10-11. For mobile versions on four leg tables only add **/MOB** to the code. Additional upcharge £160 per table.
*Cable trays not available on this size


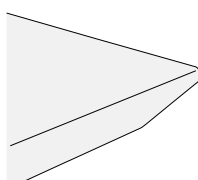
800mm deep		
Width	Description	Product Code
1000mm	4 Leg, 1x 1000mm top*	KNK/0810/MFC
1200mm	4 Leg, 1x 1200mm top*	KNK/0812/MFC
1400mm	4 Leg, 1x 1400mm top	KNK/0814/MFC
1600mm	4 Leg, 1x 1600mm top	KNK/0816/MFC
1800mm	4 Leg, 1x 1800mm top	KNK/0818/MFC
2000mm	4 Leg, 1x 2000mm top	KNK/0820/MFC
2400mm	6 Leg, 2x 1200mm top	KNK/0824/MFC(1200-1200)

1000mm deep		
Width	Description	Product Code
1200mm	4 Leg, 1x 1200mm top*	KNK/1012/MFC
1400mm	4 Leg, 1x 1400mm top*	KNK/1014/MFC
1600mm	4 Leg, 1x 1600mm top	KNK/1016/MFC
1800mm	4 Leg, 1x 1800mm top	KNK/1018/MFC
2000mm	4 Leg, 1x 2000mm top	KNK/1020/MFC
2400mm	6 Leg, 2x 1200mm top	KNK/1024/MFC(1200-1200)
2800mm	6 Leg, 2x 1400mm top	KNK/1028/MFC(1400-1400)
3000mm	6 Leg, 2x 1500mm top	KNK/1030/MFC(1500-1500)
3200mm	6 Leg, 2x 1600mm top	KNK/1032/MFC(1600-1600)

Rectangular tables - MDF



Chamfered edge
MDF Worktops



For rectangular
tables with
radius corners,
add **/R100** to
the end of the
product code.

25mm worktop and understructure. For cable management options, please see pages 10-11. For mobile versions on four leg tables only add **/MOB** to the code. Additional upcharge £160 per table.
*Cable trays not available on this size

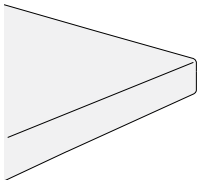
800mm deep		
Width	Description	Product Code
1000mm	4 Leg, 1x 1000mm top*	KNK/0810/MDF
1200mm	4 Leg, 1x 1200mm top*	KNK/0812/MDF
1400mm	4 Leg, 1x 1400mm top	KNK/0814/MDF
1600mm	4 Leg, 1x 1600mm top	KNK/0816/MDF
1800mm	4 Leg, 1x 1800mm top	KNK/0818/MDF
2000mm	4 Leg, 1x 2000mm top	KNK/0820/MDF
2400mm	6 Leg, 2x 1200mm top	KNK/0824/MDF(1200-1200)

1000mm deep		
Width	Description	Product Code
1200mm	4 Leg, 1x 1200mm top*	KNK/0810/MDF
1400mm	4 Leg, 1x 1400mm top	KNK/0812/MDF
1600mm	4 Leg, 1x 1600mm top	KNK/0814/MDF
1800mm	4 Leg, 1x 1800mm top	KNK/0816/MDF
2000mm	4 Leg, 1x 2000mm top	KNK/0818/MDF
2400mm	6 Leg, 2x 1200mm top	KNK/0820/MDF
2800mm	6 Leg, 2x 1400mm top	KNK/0824/MDF(1200-1200)
3000mm	6 Leg, 2x 1500mm top	KNK/1030/MDF(1500-1500)
3200mm	6 Leg, 2x 1600mm top	KNK/1032/MDF(1600-1600)

Rectangular tables - MFC



Square edge
MFC Worktops



25mm worktop and understructure. For cable management options, please see pages 10-11. For mobile versions on four leg tables only add **/MOB** to the code. Additional upcharge £160 per table.
*Cable trays not available on this size

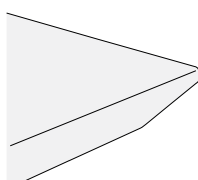
1200mm deep		
Width	Description	Product Code
1400mm	4 Leg, 1x 1400mm top	KNK/1214/MFC
1600mm	4 Leg, 1x 1600mm top	KNK/1216/MFC
1800mm	4 Leg, 1x 1800mm top	KNK/1218/MFC
2000mm	4 Leg, 1x 2000mm top	KNK/1220/MFC
2400mm	6 Leg, 2x 1200mm top	KNK/1224/MFC(1200-1200)
2800mm	6 Leg, 2x 1400mm top	KNK/1228/MFC(1400-1400)
3000mm	6 Leg, 2x 1500mm top	KNK/1230/MFC(1500-1500)
3200mm	6 Leg, 2x 1600mm top	KNK/1232/MFC(1600-1600)

For rectangular tables with radius corners, add **/R100** to the end of the product code.

Rectangular tables - MDF



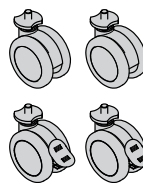
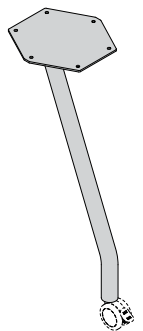
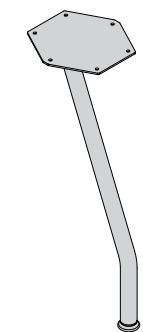
Chamfered edge
MDF Worktops



25mm worktop and understructure. For cable management options, please see pages 10-11. For mobile versions on four leg tables only add **/MOB** to the code. Additional upcharge £160 per table.
*Cable trays not available on this size

1200mm deep		
Width	Description	Product Code
1400mm	4 Leg, 1x 1200mm top	KNK/1214/MDF
1600mm	4 Leg, 1x 1400mm top	KNK/1216/MDF
1800mm	4 Leg, 1x 1600mm top	KNK/1218/MDF
2000mm	4 Leg, 1x 1800mm top	KNK/1220/MDF
2400mm	6 Leg, 2x 1200mm top	KNK/1224/MDF(1200-1200)
2800mm	6 Leg, 2x 1400mm top	KNK/1228/MDF(1400-1400)
3000mm	6 Leg, 2x 1500mm top	KNK/1230/MDF(1500-1500)
3200mm	6 Leg, 2x 1600mm top	KNK/1232/MDF(1600-1600)

For rectangular tables with radius corners, add **/R100** to the end of the product code.



Description	Product Code
Static leg	CN3/KI/KNK/PL/STAT
Mobile leg	CN3/KI/KNK/PL/MOB
Order with castor kit below	

Castor kit
2 locking, 2 non-locking

MT4/MT38/PS/CASTOR

Description	Product Code
Worktop mounted 700mm long tubular lamp with variable dimmer switch. Includes 3m starter cable.	KNK/LAMP/ROUND/700
Worktop mounted 1200mm long tubular lamp with variable dimmer switch. Includes 3m starter cable.	KNK/LAMP/ROUND/1200

Worktop mounted planter


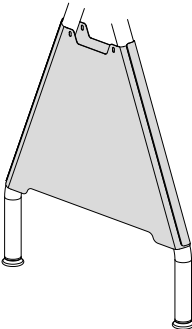
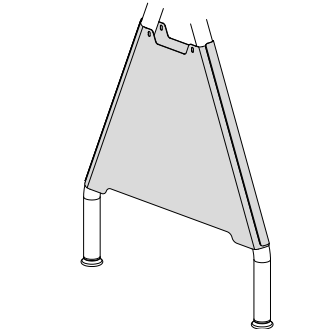
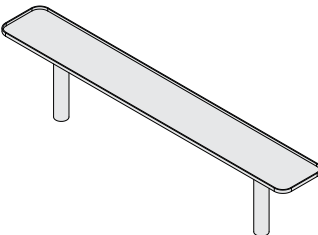
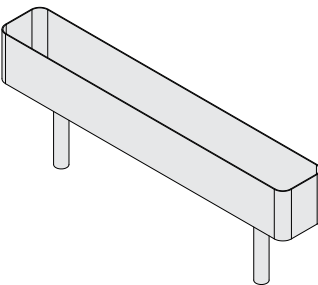
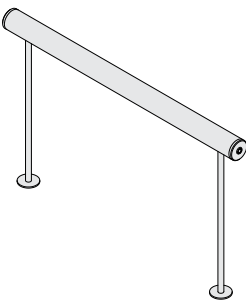
KNK/DESKTOP/PLANTER

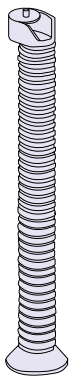
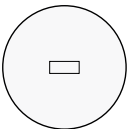
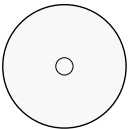
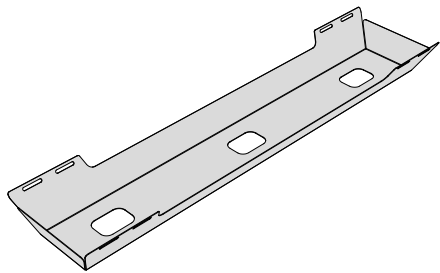
Worktop mounted shelf	KNK/DESKTOP/SHELF
-----------------------	-------------------

Intermediate leg mass cable riser

CN3/KI/KNK/MCR

Description	Product Code	Band A	Band B	Band C	Band D
Clasp screen	E/C/600/				

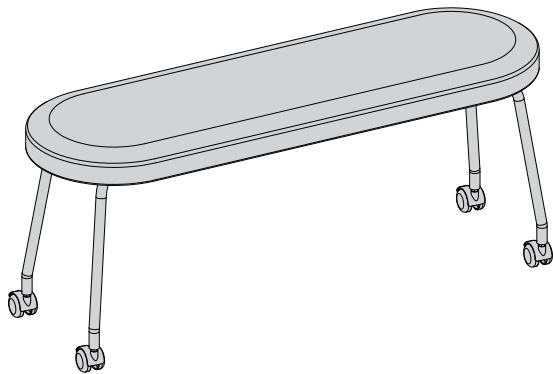
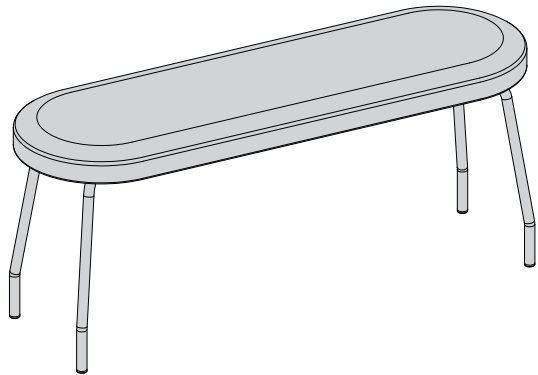

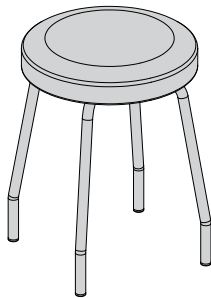




Description	Product Code	
Small Hinge-down Cable Tray	ZIG/CT/10	36
Medium Hinge-down Cable Tray	ZIG/CT/12	
Large Hinge-down Cable Tray	ZIG/CT/14	
X-Large Hinge-down Cable Tray	ZIG/CT/16	
80mm dia cable grommet & cover	8BD/1G	
Rectangular cable port hole	8BD/1CP	
Cable riser - black finish	8BD/WM3/001/B	
Cable riser - translucent finish	8BD/WM3/001/T	
Long cable sock for 1110mm high tables	CABLESOCK1100	

Kink 4 leg stools and benches with upholsted seat pads. 500mm seat hight. Fixed and mobile options. Add fabric band to the code for correct price eg /B

Description	Product Code
Stool	KNK/FIXED/STOOL
Mobile Stool	KNK/MOBILE/STOOL
Bench	KNK/FIXED/BENCH
Mobile Bench	KNK/MOBILE/BENCH



KI products are designed and manufactured to withstand the tough demands of work environments. Care and regular light cleaning will keep the furniture looking its best for many years.

IMPORTANT CARE & SAFETY INFORMATION

- Melamine/MFMDf and other decorative worksurfaces will naturally wear over time resulting in shiny patches, particularly parts that are regularly used for mouse control and where the worksurface comes into contact with clothes, skin etc.
- **Always use mouse mats to minimise the long-term effects of continuous contact and movement within the same area of the top.**
- Once the workstations/tables have been assembled, sited and wired they should not be moved
- Never attempt to drag them across the floor, which will stress and strain the end legs
- Avoid placing your furniture in direct sunlight, as sunlight causes fading
- Mats and coasters must be used as they offer the best protection from scratches, hot liquid and water marks
- Heavy office equipment such as printers should be placed on protective pads to avoid scratches to the worksurface
- Never drag heavy equipment across a worktop as this will damage the worksurface
- Do not immerse any part of the workstations/tables in water or any liquid
- Check all cords (power, control keypad, etc.) every 6 months to make sure there are no kinked, pinched or frayed wires



Should any items of furniture require repair, please contact KI (UK) Ltd for further information.

The guide below is intended to help where furniture has become marked or stained. Please check for colour fading in a discreet area when using any detergents or chemicals. Always follow the manufacturer of the cleaning products’ instructions before use.

GENERAL CARE

Proper care and careful use are the best methods of maintaining the appearance and finish of any product. Any desk or table worksurface is vulnerable to scratching and damage.

Your workstations/tables metal understructure is finished with durable powder-coated paint. Worktops are generally Melamine Faced Chipboard (MFC) or Melamine Faced Medium Density Fibreboard (MFMDf) (laminated).

Other worktop finishes e.g. Lino or Fenix NTM® should be cleaned according to the manufacturer's instructions.

Apart from regular cleaning, KI workstations are considered to be maintenance free however the following should be observed during a bench’s lifetime:

FRAMEWORK

- Where cleaning of the frame is required, a mild detergent solution should be used
- Harsh abrasives, acids, alkalis or bleaching products should not be used
- Touch-up paint in all standard KI colours is available to repair minor chips and scratches. Follow the instructions on the packaging to ensure the best results.

MFC/ MFMDf WORKTOPS

- Melamine faced worksurfaces will naturally wear over time, particularly parts that are regularly rubbed. Utilizing a mouse mat will protect against this natural wear and tear.
- Work tops are easy to maintain, simply use a damp cloth and a mild detergent or non-abrasive cleaner to keep the surface clean and hygienic
- Potential stains should be removed immediately (the use of abrasive cleaners should always be avoided)
- Use an all-purpose cleaner to remove ink stains, crayon and water-based paint marks
- Use thinners to remove oil-based paint stains (pour onto a soft cloth, not directly on the surface) - avoid contact with the worktop edging, as this will cause damage
- Never use excessive water to clean work surfaces. Wetness or excessive moisture can cause laminate worktops to swell, warp or appear to grow in thickness



TABLES & SEATING

KI-nk

About KI

KI's furniture helps the world's leading organisations create happy, healthy, high performing working and learning environments. Bringing together good design, advanced engineering and sustainable resources, KI's products are durable, flexible and offer excellent value.

Founded in 1941, KI has grown to become one of the world's largest, most respected furniture manufacturing groups. KI's EMEA headquarters and showroom in Central London is supported by an established network of manufacturing facilities and distribution partners across the UK, Europe and the Middle East.

KI (UK) Ltd

New Fetter Place
8-10 New Fetter Lane
London, EC4A 1AZ
Tel: +44 (0)20 7404 7441
workplace@kieurope.com
www.kieurope.com

KI and Furnishing Knowledge are registered trademarks of Krueger International Inc

