

JANUARY 2025

---

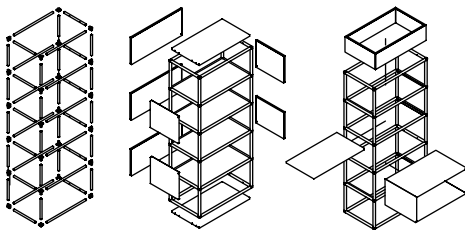


---

STORAGE COLLECTION  
**800 SERIES - SHELVING**  
SPECIFICATION GUIDE



Page 3-4



General Specifications

Page 6 - 15



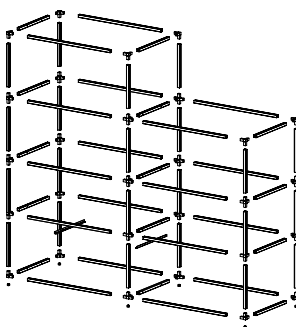
Rectangular Module Framework & Enhancements

Page 16 - 19



Square Module Framework & Enhancements

Page 20-23



How to Order

Page 24

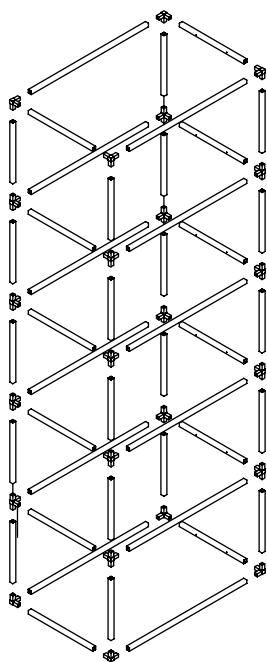


Environmental Information

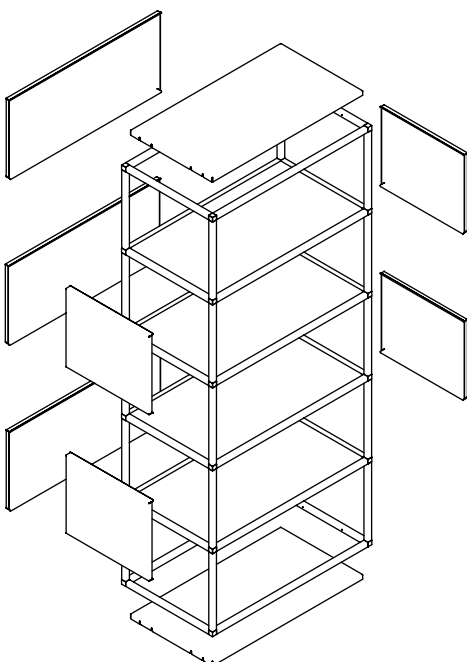
Page 25

More Information

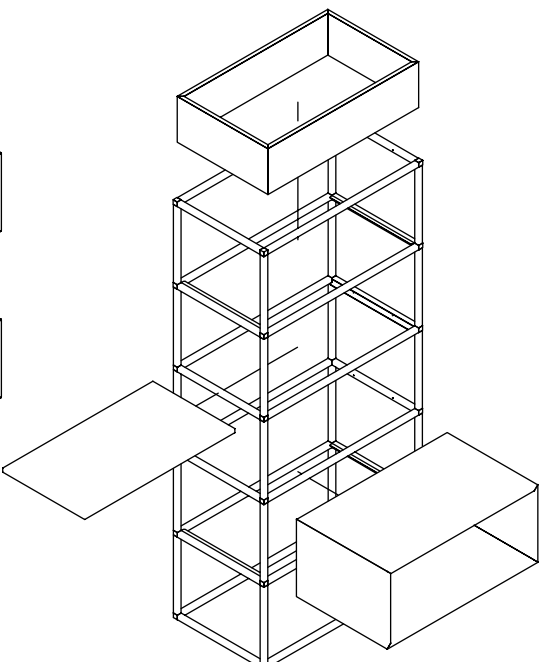
1. Choose framework



2. Add steel enhancements



3. Add wood enhancements



### About 800 Series shelving

A radical evolution of KI's 800 Series steel storage, this new shelving & seating system creates beautiful, homely office layouts. Based on a connector module, the system's elegant aesthetic belies its unprecedented versatility, scalability and retrofitability. Offering outstanding value, it can be floor-standing or integrated with storage cabinets in a variety of dimensions, functions and styles.

The system can be used in infinite ways, for example:

- punctuate open plan desking to create neighbourhoods
- delineate walkways and spaces
- support agile working by creating breakout zones
- introduce planting and decorative elements
- enhance meeting rooms & executive suites

### What makes it different?

- Constructed with steel tubes and connectors with no visible screws or welded joins
- Modular design facilitates numerous dimension options including height & width
- Available in multiple colours, including connectors
- Proportions allow for seamless integration with existing KI 800 Series storage units
- Can be ordered as a prefigured unit, or co-created for more complex applications
- Extensive range of standard steel, MFC, ply and upholstered enhancements
- Shelving, drawers, cupboard & locker doors, rear and side panels can be added in the future

Colour Options

Refer to the KI Europe website for painted frame and MFC colour options  
<https://www.kieurope.com/products/by-name/800-series-shelving/finishes/>

Rectangular module framework

	A	B	C	D	E	F	G	H	I	J	K	L
I	380H S											
2	560H M								All framework is 457mm deep. Available 800mm or 1000mm wide.  All configurations subject to approval & final quote by KI to ensure structural integrity & stability.			
3	740H S S	L										
4	920H M S	S M										
5	1100H S S S	S L	L S	M M								
6	1280H M L	L M	S S M	S M S	M S S							
7	1460H S S S S	L S S	S L S	S S L	M M S	M S M	S M M	L L				
8	1640H M M M	S M L	S L M	L M S	M L S	M S L	L S M	M S S S	S M S S	S S M S		
9	1820H S S S S S	L S S S S	S L S S S	S S L S	S S S L	L L S	L S L	S M M S	M M S S	S S M M	M S M S	
10	2000H L L M	L M L	M L L	M M M S	M M S M	M S M M	S M M M	L M S S	M L S S	L S M S	M S L S	

Rectangular module framework

Example configuration - Rectangular Module



Create a Frame Assembly Code:

eg. **8SH/ A 4 /800**

Select column  
**A B C** etc

Select row  
**1 2 3** etc

Select width  
**/800** = 800mm  
**/1000** = 1000mm

M	N	O	P	Q	R	S	T	U	V	W	X
S M S M	M S S M	L M M	M M L	M L M							
S M L S	L S S M	S L S M	S S L M	M S S L	S M S L	S S M L	M S S S	S M S S	S S M S	S S M S	S S S M

Rectangular module framework

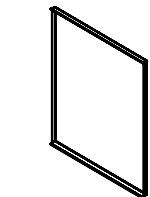
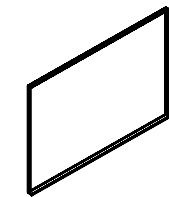
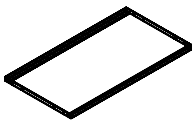
800W	A	B	C	D	E	F	G	H	I	J	K	L
1												
2												
3												
4												
5												
6												
7												
8												
9												
10												
1000W	A	B	C	D	E	F	G	H	I	J	K	L
1												
2												
3												
4												
5												
6												
7												
8												
9												
10												

All configurations subject to approval  
& final quote by KI to ensure structural  
integrity & stability.

Rectangular module framework

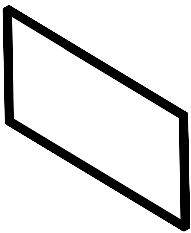
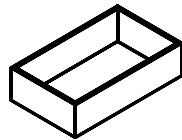
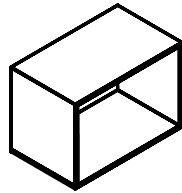
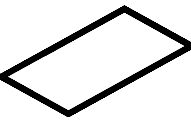
M	N	O	P	Q	R	S	T	U	V	W	X
M	N	O	P	Q	R	S	T	U	V	W	X

Rectangular module steel inserts




Steel Shelves - all fixings included		
Product Code	Width	
8SH/SSH/08/756	800mm	
8SH/SSH/10/956	1 000mm	
8SH/SSH/10/CM/956	1 000mm cable managed	
Steel Vertical Back Panels - all fixings included		
Product Code	Width	Height
8SH/BP/340/08/760	800mm	S (340mm)
8SH/BP/340/10/960	1 000mm	S (340mm)
8SH/BP/520/08/760	800mm	M (520mm)
8SH/BP/520/10/960	1 000mm	M (520mm)
8SH/BP/700/08/760	800mm	L (700mm)
8SH/BP/700/10/960	1 000mm	L (700mm)
Perforated Steel Vertical Back Panels - all fixings included		
Product Code	Width	Height
8SH/PBP/340/08/760	800mm	S (340mm)
8SH/PBP/340/10/960	1 000mm	S (340mm)
Steel Vertical Side Panels - all fixings included		
Product Code	Depth	Height
8SH/SP/340/417	457mm	S (340mm)
8SH/SP/520/417	457mm	M (520mm)
8SH/SP/700/417	457mm	L (700mm)
Perforated Steel Vertical Side Panels - all fixings included		
Product Code	Depth	Height
8SH/PSP/340/417	457mm	S (340mm)

Rectangular module MFC inserts




MFC Shelves - require a set of shelf brackets each		
Product Code	Width	
8SH/MSH/08/755	800mm	
8SH/MSH/10/955	1000mm	
MFC Boxes - require a set of shelf brackets each		
Product Code	Width	Height
8SH/MFCBOX/759/339/457	800mm	S (340mm)
8SH/MFCBOX/959/339/457	1000mm	S (340mm)
8SH/MFCBOX/759/519/457	800mm	M (520mm)
8SH/MFCBOX/959/519/457	1000mm	M (520mm)
8SH/MFCBOX/759/699/457	800mm	L (700mm)
8SH/MFCBOX/959/699/457	1000mm	L (700mm)
MFC Planters - require a set of shelf brackets each		
Product Code	Width	
8SH/MFCPLAN/759/150/457	800mm	
8SH/MFCPLAN/959/150/457	1000mm	
8SH/SH/BR	Shelf brackets for MFC & Ply Insert (one set per insert)	
MFC Vertical Front/ Back Panels - each panel requires 4No. MFC Vertical Brackets		
Product Code	Width	Height
8SH/MFCVP/340/08/758	800mm	S (340mm)
8SH/MFCVP/340/10/958	1000mm	S (340mm)
8SH/MFCVP/520/08/758	800mm	M (520mm)
8SH/MFCVP/520/10/958	1000mm	M (520mm)
8SH/MFCVP/700/08/758	800mm	L (700mm)
8SH/MFCVP/700/10/958	1000mm	L (700mm)
MFC Vertical Side Panels - each panel requires 2No. MFC Vertical Brackets		
Product Code	Depth	Height
8SH/MFCVP/340/04/415	457mm	S (340mm)
8SH/MFCVP/520/04/415	457mm	M (520mm)
8SH/MFCVP/700/04/415	457mm	L (700mm)
8SH/MFCVP/BKT	MFC Vertical bracket	

Rectangular module ply inserts



Ply Shelves - require a set of shelf brackets each		
Product Code	Width	
8SH/PSH/08/756	800mm	
8SH/PSH/10/956	1000mm	
Ply Boxes - require a set of shelf brackets each		
Product Code	Width	Height
8SH/PLYBOX/759/339/457	800mm	S (340mm)
8SH/PLYBOX/959/339/457	1000mm	S (340mm)
8SH/PLYBOX/759/519/457	800mm	M (520mm)
8SH/PLYBOX/959/519/457	1000mm	M (520mm)
8SH/PLYBOX/759/699/457	800mm	L (700mm)
8SH/PLYBOX/959/699/457	1000mm	L (700mm)

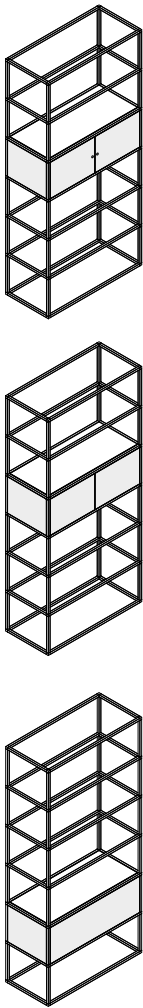
Steel door & drawer inserts



Touch latch steel cupboard doors with steel side, back and base panels. <a href="#">Order additional steel or MFC top panel.</a>		
Product Code	Width	Height
8SH/2DR/INSERT/800/340	800mm	S (340mm)
8SH/2DR/INSERT/1000/340	1000mm	S (340mm)
8SH/2DR/INSERT/800/520	800mm	M (520mm)
8SH/2DR/INSERT/1000/520	1000mm	M (520mm)
Locker doors with standard key lock. Includes central divider, side, back, and base panels. For perforations add /P to the code, upcharge of £66.		
Product Code	Width	Height
8SH/2DRL/INSERT/800/520	800mm	M (520mm)
8SH/2DRL/INSERT/1000/520	1000mm	M (520mm)
8SH/1DRL/INSERT/457/520	457mm (single door)	M (520mm)
Touch latch drawers doors with side, back and base panels.		
Product Code	Width	Height
8SH/DRW/INSERT/800/340	800mm	S (340mm)
8SH/DRW/INSERT/1000/340	1000mm	S (340mm)


MFC door & drawer inserts

Touch latch MFC cupboard doors with steel side, back and base panels. <a href="#">Order additional steel or MFC top panel.</a>		
Product Code	Width	Height
8SH/2DR/MFC/INSERT/800/340	800mm	S (340mm)
8SH/2DR/MFC/INSERT/1000/340	1000mm	S (340mm)
8SH/2DR/MFC/INSERT/800/520	800mm	M (520mm)
8SH/2DR/MFC/INSERT/1000/520	1000mm	M (520mm)
Locker doors with standard key lock. Includes central divider, side, back, and base panels. <a href="#">Order additional steel or MFC top panel.</a>		
Product Code	Width	Height
8SH/2DRL/MFC/INSERT/800/520	800mm	M (520mm)
8SH/2DRL/MFC/INSERT/1000/520	1000mm	M (520mm)
8SH/1DRL/MFC/INSERT/457/520	457mm (single door)	M (520mm)
Touch latch drawers doors with side, back and base panels. <a href="#">Order additional steel or MFC top panel.</a>		
Product Code	Width	Height
8SH/DRW/MFC/INSERT/800/340	800mm	S (340mm)
8SH/DRW/MFC/INSERT/1000/340	1000mm	S (340mm)



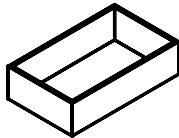


Rectangular moss panels

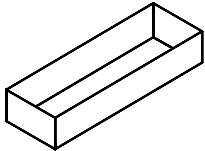


Preserved Moss Panels		
Product Code	Width	Height
8SH/MOSSPANEL/720/300	800mm	S (340mm)
8SH/MOSSPANEL/920/300	1000mm	S (340mm)
8SH/MOSSPANEL/720/480	800mm	M (520mm)
8SH/MOSSPANEL/920/480	1000mm	M (520mm)
8SH/MOSSPANEL/720/660	800mm	L (700mm)
8SH/MOSSPANEL/920/660	1000mm	L (700mm)

Planters & liners

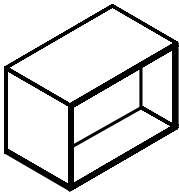
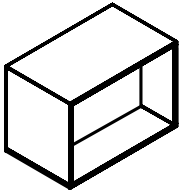


Ply Planters - require a set of shelf brackets each	
Product Code	Width
8SH/PLYPLANT/759/150/457	800mm
8SH/PLYPLANT/959/150/457	1000mm
MFC Planters - require a set of shelf brackets each	
Product Code	Width
8SH/MFCPLAN/759/150/457	800mm
8SH/MFCPLAN/959/150/457	1000mm
8SH/SH/BR	Shelf brackets for MFC & Ply Insert (one set per insert)
Waterproof Planter Liners - 100% recycled ABS, Black finish. <u>MINIMUM 10 ORDER QTY</u>	
Product Code	Width
8SH/80LINER	800mm
8SH/100LINER	1000mm



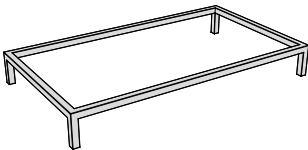
Rectangular module moss panel boxes

MFC Moss Panel Display Boxes - require a set of shelf brackets each		
Product Code	Width	Height
8SH/MFCMOSS/759/339/457	800mm	S (340mm)
8SH/MFCMOSS/959/339/457	1000mm	S (340mm)
8SH/MFCMOSS/759/519/457	800mm	M (520mm)
8SH/MFCMOSS/959/519/457	1000mm	M (520mm)
8SH/MFCMOSS/759/699/457	800mm	L (700mm)
8SH/MFCMOSS/959/699/457	1000mm	L (700mm)
Ply Moss Panel Display Boxes - require a set of shelf brackets each		
Product Code	Width	Height
8SH/PLYMOSS/759/339/457	800mm	S (340mm)
8SH/PLYMOSS/959/339/457	1000mm	S (340mm)
8SH/PLYMOSS/759/519/457	800mm	M (520mm)
8SH/PLYMOSS/959/519/457	1000mm	M (520mm)
8SH/PLYMOSS/759/699/457	800mm	L (700mm)
8SH/PLYMOSS/959/699/457	1000mm	L (700mm)
8SH/SH/BR	Shelf brackets for MFC & Ply Insert (one set per insert)	








Rectangular plinths


100mm high plinths with levelling feet	
Product Code	Width
8SH/PLINTH/800	800mm
8SH/PLINTH/1000	1000mm





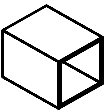
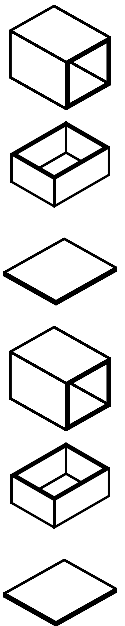
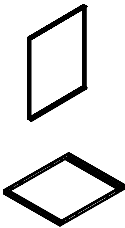
Square module framework

	Product Code	Height
	8SH/SQ/380/800	380mm
	8SH/SQ/740/800	740mm
	8SH/SQ/1100/800	1100mm
	8SH/SQ/1460/800	1460mm
	8SH/SQ/1820/800	1820mm

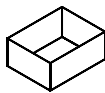


Square module inserts

Steel Inserts - all fixings included	
Product Code	Description
8SH/BP/340/04/370	Back Panel for 400mm Square Module
8SH/SP/340/417	Side Panel for 400mm Square Module
8SH/SSH/04/366	Shelf for 400mm Square Module
MFC & Ply Inserts - require a set of shelf brackets each	
Product Code	Description
8SH/MFCBOX/369/339/457	MFC Box for 400mm Square Module
8SH/MFCPLAN/369/150/457	MFC Planter for 400mm Square Module
8SH/MSH/04/366	MFC Shelf for 400mm Square Module
8SH/PLYBOX/369/339/457	Ply Box for 400mm Square Module
8SH/PLYPLANT/369/150/457	Ply Planter for 400mm Square Module
8SH/PSH/04/366	Ply Shelf for 400mm Square Module
8SH/SH/BR	Shelf brackets for MFC & Ply Insert (one set per insert)
Preserved Moss Panels	
Product Code	Height
8SH/MOSSPANEL/330/300	S (340mm)
MFC & Ply Moss Panel Display Boxes - require a set of shelf brackets each	
8SH/MFCMOSS/369/339/457	S (340mm)
8SH/PLYMOSS/369/339/457	S (340mm)
8SH/SH/BR	Shelf brackets for MFC & Ply Insert (one set per insert)



Square module inserts



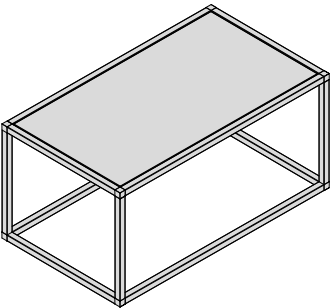
Waterproof Planter Liners - 100% recycled ABS, Black finish. <u>MINIMUM 10 ORDER QTY</u>		
Product Code	Width	
8SH/40LINER	400mm	
MFC Vertical Front/ Back Panels - each panel requires 4No. MFC Vertical Brackets		
Product Code	Width	Height
8SH/MFCVP/340/04/368	400mm	S (340mm)
8SH/MFCVP/520/04/368	400mm	M (520mm)
8SH/MFCVP/700/04/368	400mm	L (700mm)
MFC Vertical Side Panels - each panel requires 2No. MFC Vertical Brackets		
Product Code	Depth	Height
8SH/MFCVP/340/04/415	457mm	S (340mm)
8SH/MFCVP/520/04/415	457mm	M (520mm)
8SH/MFCVP/700/04/415	457mm	L (700mm)
8SH/MFCVP/BKT	MFC Vertical bracket	

Magnetic PET panels

Product Code	Width	Height
CLD/PET/800-380	800mm	380mm
CLD/PET/800-560	800mm	560mm
CLD/PET/800-740	800mm	740mm
CLD/PET/800-2180	800mm	2180mm
CLD/PET/1000-380	1000mm	380mm
CLD/PET/1000-560	1000mm	560mm
CLD/PET/1000-740	1000mm	740mm
CLD/PET/1000-2180	1000mm	2180mm

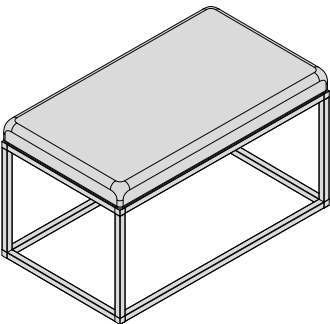
Side tables

Product Code	Description
8SH/TABLE/457-457	457mm x 457mm x 380mm high side table
8SH/TABLE/800-457	800mm x 457mm x 380mm high side table
8SH/TABLE/1000-457	1000mm x 457mm x 380mm high side table
8SH/TABLE/800-800	800mm x 800mm x 380mm high side table
8SH/TABLE/800-1000	800mm x 1000mm x 380mm high side table
8SH/TABLE/1000-1000	1000mm x 1000mm x 380mm high side table



Seats

Product Code	Description
8SH/SEAT/800	800mm x 457mm x 460mm high seat
8SH/SEAT/1000	1000mm x 457mm x460mm high seat
Fabric Options: Camira Xtreme	
*Other fabrics available, subject to suitability. Customer's own materials (COM) also available, please confirm with your KI account manager.	



# How to order

## Each project is unique

This specification guide will allow you to make the most of this innovative system, whether refurbishing an existing install base of KI storage, or designing a new workplace environment.

## How to configure

**Option 1:**

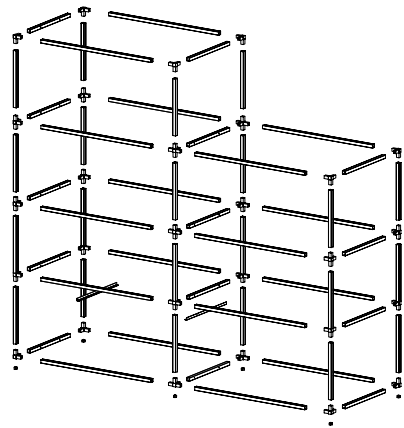
- Select framework & enhancements from this specification guide
- Send to KI for final review & quote before ordering

**Option 2:**

- Co-create your customised solution with the KI design team.  
This is particularly important for more complex configurations to ensure structural integrity, stability and efficient delivery & installation.

## Creating continuous runs of shelving

In some cases, creating continuous runs of storage with shared vertical components may be preferred. These more complex configurations will require careful review by the KI team to ensure structural stability, and optimise delivery and installation requirements. Please discuss with your account manager, or email us with a description of your project: E: [infinity@kieurope.com](mailto:infinity@kieurope.com)




## Lead times

The lead times for 800 Series Shelving projects are 6-8 weeks. Bespoke units subject to design could take a further 2-4 weeks.

## Assembly, installation & ganged on-site

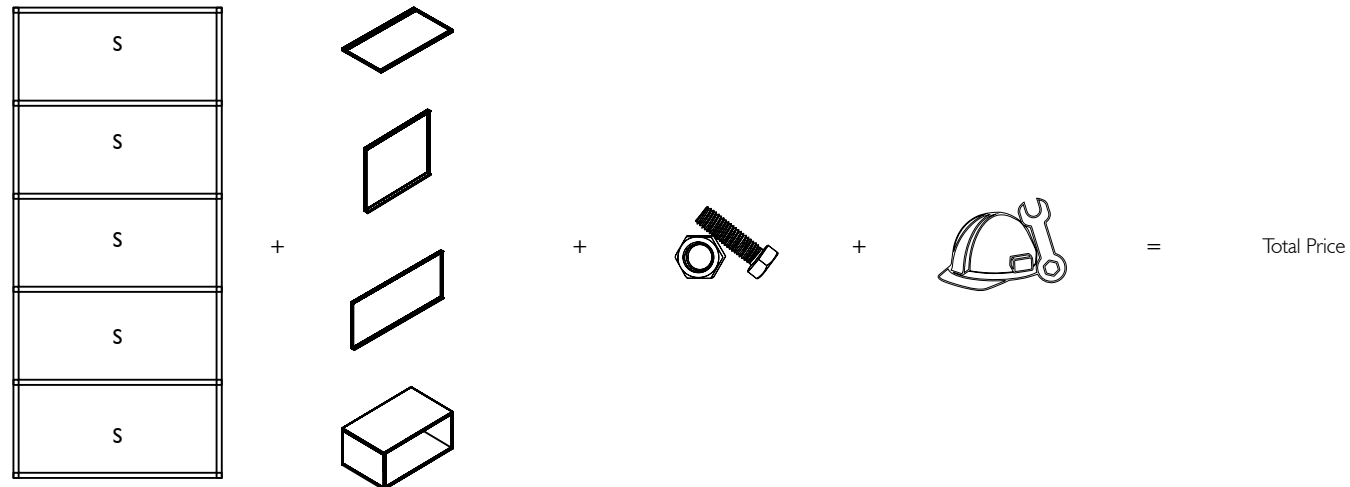
Single-width units will arrive fully or partially assembled and ganged on-site. This reduces the time and complexity of installation. When mounting on top of KI 800 Series steel storage cabinets, self-adhesive tape will be used to anchor to the base unit and ganged if a run of modules. For more complex co-created and customised installations, a member of the KI team will assist with the installation process to ensure quality and integrity of the furniture.



### Example configuration - Freestanding

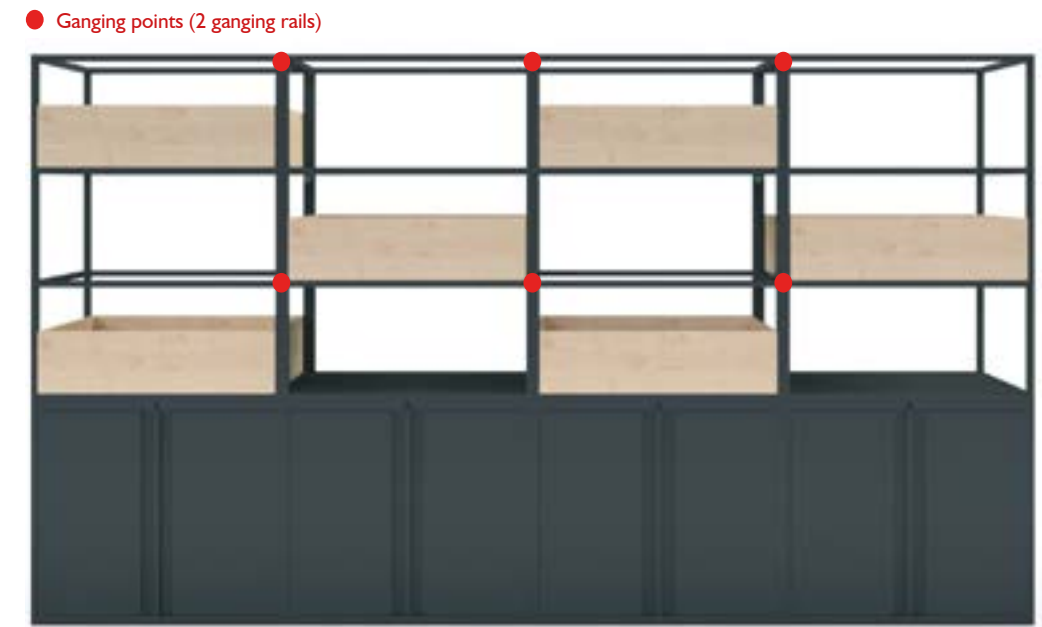


Framework	+	Enhancements	+	Ganging	+	Delivery & Installation	=	Total
-----------	---	--------------	---	---------	---	-------------------------	---	-------

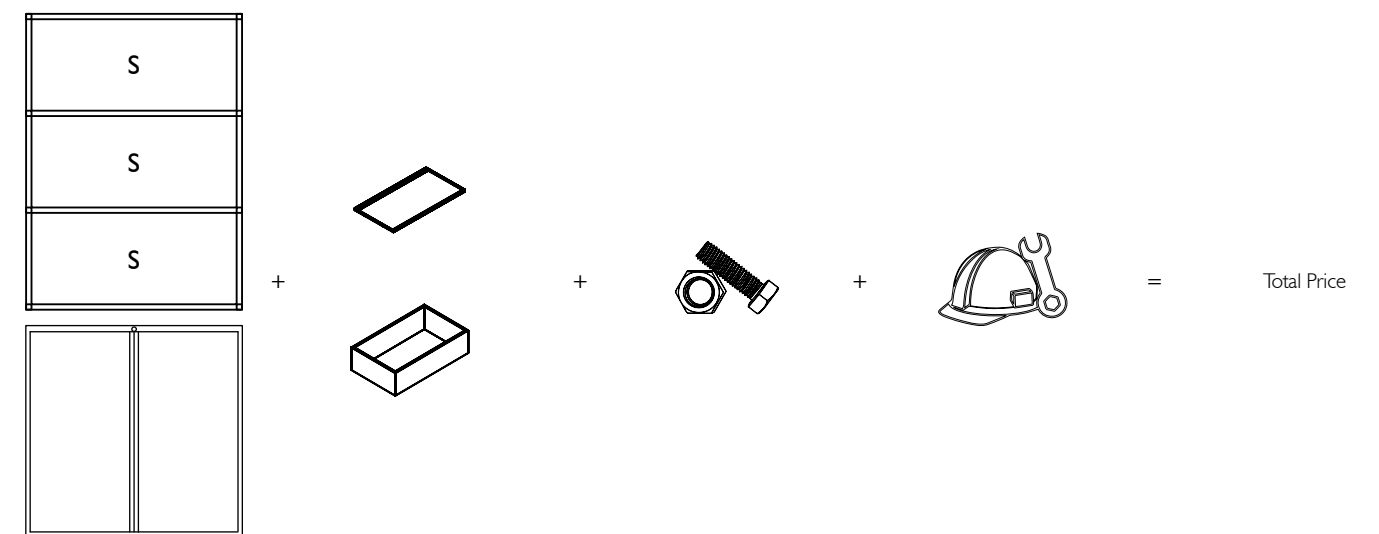


1 x 8SH/A9/800	+	4 x Steel Shelf 3 x Steel Side Panel (S) 2 x Steel Back Panel (S) 1 x MFC Box (S) 3x Brackets	+	POA <i>Variable, depending on configuration</i>	+	POA <i>Variable, depending on configuration</i>	=	Total Price
----------------	---	---	---	--	---	--	---	-------------

### Example configuration - Integrated with storage



Framework	+	Enhancements	+	Ganging	+	Delivery & Installation	=	Total
-----------	---	--------------	---	---------	---	-------------------------	---	-------



4 x 8SH/A5/800 Framework & 4 x 715H cupboard*	+	2 x Steel Shelf 6 x MFC Planter 6x Brackets	+	This unit would require 6 ganging points, shown above	+	POA <i>Variable, depending on configuration</i>	=	Total Price
---	---	---	---	---	---	--	---	-------------

\*For 800 Series cupboards, please refer to the 800 Series specification guide

# Environmental information

KI 800 Series storage is constructed from steel, which is on average 67% recycled content. The steel is treated to ensure the bonding of the 2-stage paint process, which provides a stain & scratch resistant surface.

Material	% recycled content	% post consumer	% post industrial	Recyclability
Cardboard packaging	100	85	15	Yes
Pallet	100	90	10	Yes
Steel	67	65	2	Yes
Connector <ul style="list-style-type: none"><li>Plastic</li><li>Steel</li></ul>	100 67	0 65	100 2	Yes Yes

## Powdercoat finishes

Powdercoating process lines use water-based cleaning systems prior to powder painting to clean parts, as opposed to solvent-based cleaning systems. Powder coatings are baked onto the metal components using natural gas-fired ovens. Powder coatings contain negligible volatile organic compounds (VOCs) and hazardous air pollutant (HAP) contents. Add-on pollution control equipment is not necessary given the very low levels of pollutants.

## Delivery

Our factory uses local distribution partners wherever possible, to distribute from Suffolk to across the UK and Europe. This reduces the number of 'empty run' journeys and thereby reduces emissions and environmental impact.

## Testing & Certification



**Indoor Advantage Gold - Furniture**  
This product is certified to Indoor Advantage Gold - Furniture, making it suitable for many building rating systems, including LEED v4, BREEAM, & WELL Building.

# More information

Warranty	25 year warranty on steel horizontal and vertical lengths and steel shelving. 5 year warranty on all plywood and MFC components and plastic and steel connectors. Note; new connectors will be required for reconfigured units and the reconfiguration must be carried out in line with KI's instructions to maintain the warranty.	For more information on warranties, please refer to our website <a href="http://www.kieurope.com">www.kieurope.com</a>
Finishes	Steel powdercoat finishes: Choose from a wide selection of KI standards, or request a custom colour (subject to availability & suitability. POA.)  Ply enhancements: 18mm BB/CP Birch Ply, clear lacquer. Mitred Joints.  MFC enhancements: 18mm MFC with 1mm edge banding. Square joints.	For most up to date finishes, please refer to our website <a href="http://www.kieurope.com">www.kieurope.com</a>
Care & Maintenance	KI products are designed and manufactured to withstand the demands of modern work environments. Regular light cleaning will keep the furniture looking its best for many years.	For more information on care and maintenance, please refer to our website <a href="http://www.kieurope.com">www.kieurope.com</a>
Images	For photos and renders of this product, please refer to our website or contact your KI account manager.	<a href="http://www.kieurope.com">www.kieurope.com</a>





## STORAGE COLLECTION 800 SERIES SHELVING

### About KI

KI's furniture helps the world's leading organisations create happy, healthy, high performing working and learning environments. Bringing together good design, advanced engineering and sustainable resources, KI's products are durable, flexible and offer excellent value.

Founded in 1941, KI has grown to become one of the world's largest, most respected furniture manufacturing groups. KI's EMEA headquarters and showroom in Central London is supported by an established network of manufacturing facilities and distribution partners across the UK, Europe and the Middle East.

### KI (UK) Ltd

New Fetter Place  
8-10 New Fetter Lane  
London, EC4A 1AZ  
Tel: +44 (0)20 7404 7441  
workplace@kieurope.com  
www.kieurope.com

*KI and Furnishing Knowledge are registered  
trademarks of Krueger International Inc*

